

IHC*easy* UNC45A Ready-To-Use IHC Kit

Catalog Number: **KHC2913**

General Information

Sample type:
FFPE tissue
Cited sample type:
Reactivity:
Human, Mouse, Rat
Cited Reactivity:

Assay type:
Immunohistochemistry
Primary antibody type:
Rabbit Polyclonal
Secondary antibody type:
Polymer-HRP-Goat anti-Rabbit

Kit Component

Component	Size	Concentration
Antigen Retrieval Buffer	100 mL	50×
Washing Buffer	100 mL ×2	20×
Blocking Buffer	5 mL	RTU
Primary Antibody	5 mL	RTU
Secondary Antibody	5 mL	RTU
Chromogen Component A	0.2 mL	RTU
Chromogen Component B	4 mL	RTU
Signal Enhancer	5 mL	RTU
Counter Staining Reagent	5 mL	RTU
Mounting Media	5 mL	RTU
Control Slide	1 slide (Optional)	FFPE
Datasheet	1 Copy	
Manual	1 Copy	

Storage Instructions

All the reagents are stored at 2-8°C. The kit is stable for 6 months from the date of receipt.

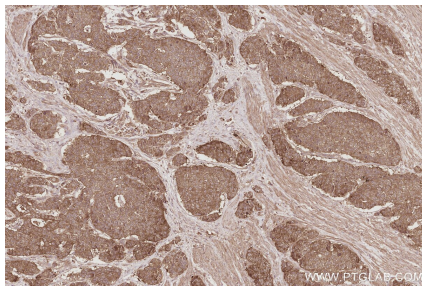
Background

UNC45A, also named as SMAP1, acts as co-chaperone for HSP90. UNC45A prevents the stimulation of HSP90AB1 ATPase activity by AHS1. It is a positive factor in promoting PGR function in the cell. It is necessary for proper folding of myosin and necessary for normal cell proliferation, normal myotube formation and myosin accumulation during muscle cell development. UNC45A plays a role in erythropoiesis in stroma cells in the spleen.

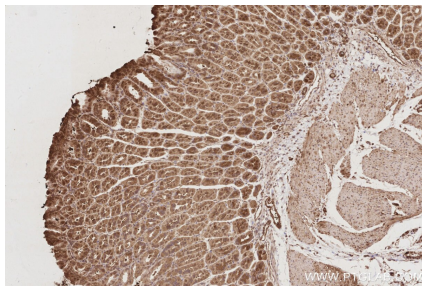
Synonyms

GC UNC45, GCUNC 45, GCUNC45, GCUNC-45, IRO039700

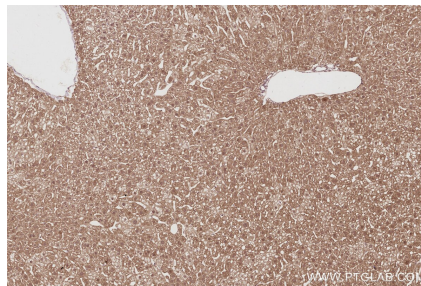
Selected Validation Data



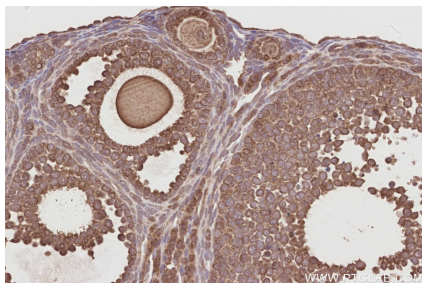
Immunohistochemical analysis of paraffin-embedded human stomach cancer tissue slide using KHC2913 (UNC45A IHC Kit).



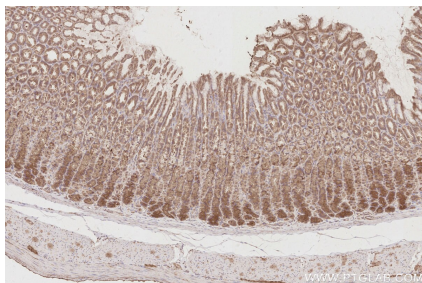
Immunohistochemical analysis of paraffin-embedded mouse stomach tissue slide using KHC2913 (UNC45A IHC Kit).



Immunohistochemical analysis of paraffin-embedded mouse liver tissue slide using KHC2913 (UNC45A IHC Kit).



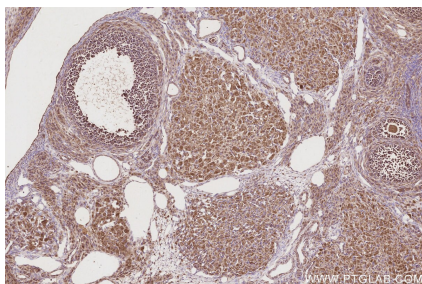
Immunohistochemical analysis of paraffin-embedded mouse ovary tissue slide using KHC2913 (UNC45A IHC Kit).



Immunohistochemical analysis of paraffin-embedded rat stomach tissue slide using KHC2913 (UNC45A IHC Kit).



Immunohistochemical analysis of paraffin-embedded rat liver tissue slide using KHC2913 (UNC45A IHC Kit).



Immunohistochemical analysis of paraffin-embedded rat ovary tissue slide using KHC2913 (UNC45A IHC Kit).