

IHCeasy[®] USP29 Ready-To-Use IHC Kit

Catalog Number: **KHC2929**

General Information

Sample type:
FFPE tissue
Cited sample type:
Reactivity:
Human, Mouse, Rat
Cited Reactivity:

Assay type:
Immunohistochemistry
Primary antibody type:
Rabbit Polyclonal
Secondary antibody type:
Polymer-HRP-Goat anti-Rabbit

Kit Component

Component	Size	Concentration
Antigen Retrieval Buffer	100 mL	50×
Washing Buffer	100 mL ×2	20×
Blocking Buffer	5 mL	RTU
Primary Antibody	5 mL	RTU
Secondary Antibody	5 mL	RTU
Chromogen Component A	0.2 mL	RTU
Chromogen Component B	4 mL	RTU
Signal Enhancer	5 mL	RTU
Counter Staining Reagent	5 mL	RTU
Mounting Media	5 mL	RTU
Control Slide	1 slide (Optional)	FFPE
Datasheet	1 Copy	
Manual	1 Copy	

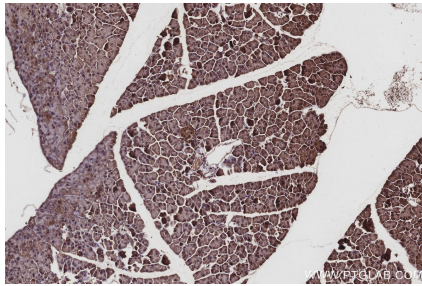
Storage Instructions

All the reagents are stored at 2-8°C. The kit is stable for 6 months from the date of receipt.

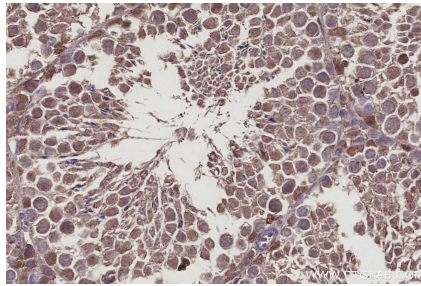
Synonyms

Deubiquitinating enzyme 29, EC:3.4.19.12, HOM TES 84/86, Ubiquitin carboxyl-terminal hydrolase 29, Ubiquitin thioesterase 29

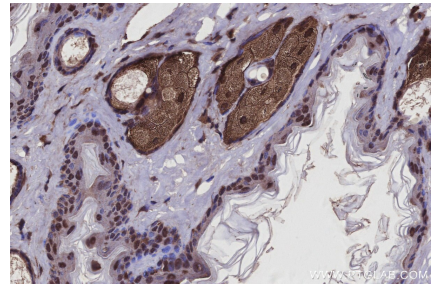
Selected Validation Data



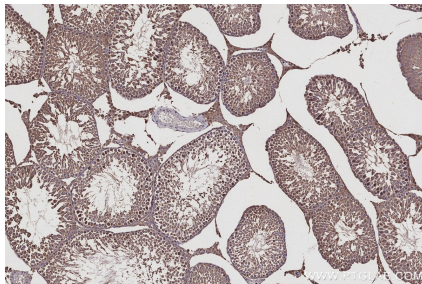
Immunohistochemical analysis of paraffin-embedded mouse pancreas tissue slide using KHC2929 (USP29 IHC Kit).



Immunohistochemical analysis of paraffin-embedded mouse testis tissue slide using KHC2929 (USP29 IHC Kit).



Immunohistochemical analysis of paraffin-embedded mouse skin tissue slide using KHC2929 (USP29 IHC Kit).



Immunohistochemical analysis of paraffin-embedded rat testis tissue slide using KHC2929 (USP29 IHC Kit).