

IHC*easy*TBC1D23 Ready-To-Use IHC Kit

Catalog Number: **KHC2956**

General Information

Sample type:
FFPE tissue
Cited sample type:
Reactivity:
Human, Mouse, Rat
Cited Reactivity:

Assay type:
Immunohistochemistry
Primary antibody type:
Rabbit Polyclonal
Secondary antibody type:
Polymer-HRP-Goat anti-Rabbit

Kit Component

Component	Size	Concentration
Antigen Retrieval Buffer	100 mL	50×
Washing Buffer	100 mL ×2	20×
Blocking Buffer	5 mL	RTU
Primary Antibody	5 mL	RTU
Secondary Antibody	5 mL	RTU
Chromogen Component A	0.2 mL	RTU
Chromogen Component B	4 mL	RTU
Signal Enhancer	5 mL	RTU
Counter Staining Reagent	5 mL	RTU
Mounting Media	5 mL	RTU
Control Slide	1 slide (Optional)	FFPE
Datasheet	1 Copy	
Manual	1 Copy	

Storage Instructions

All the reagents are stored at 2-8°C. The kit is stable for 6 months from the date of receipt.

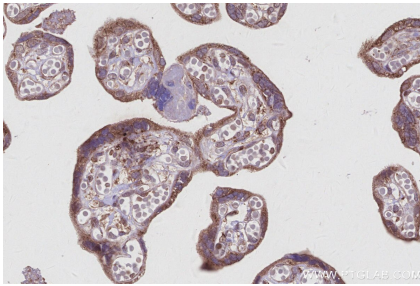
Background

TBC1D23, also named as NS4ATP1, is a gene down-regulated by Pneumocystis infection. Pneumocystis pneumonia is a common opportunistic disease in AIDS patients. Recently it has been found that TBC1D23 gene is the most frequently mutated in MSI-H cell lines and protein expressions of TBC1D23 in tumors with mutation were down regulated.

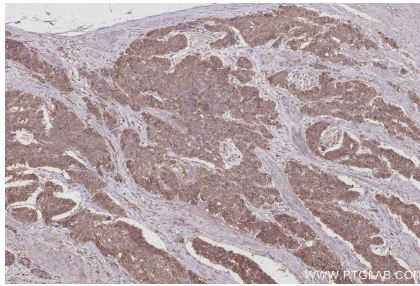
Synonyms

HCV non-structural protein 4A-transactivated protein 1, NS4ATP1, TBC1 domain family member 23, TBC1 domain family, member 23

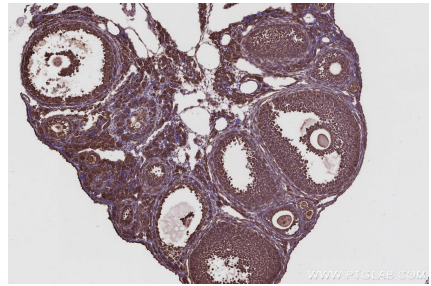
Selected Validation Data



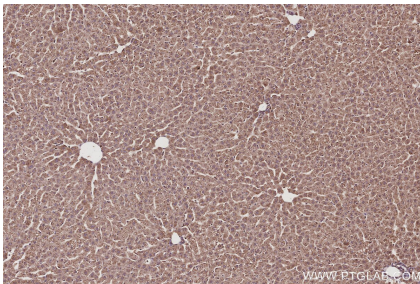
Immunohistochemical analysis of paraffin-embedded human placenta tissue slide using KHC2956 (TBC1D23 IHC Kit).



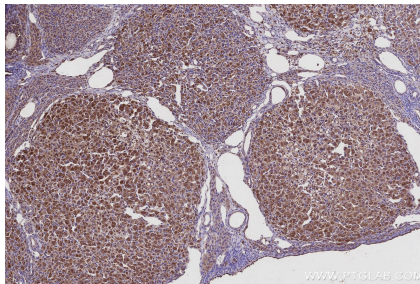
Immunohistochemical analysis of paraffin-embedded human stomach cancer tissue slide using KHC2956 (TBC1D23 IHC Kit).



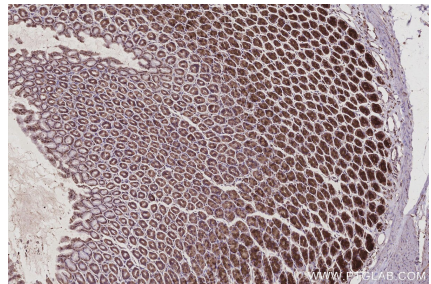
Immunohistochemical analysis of paraffin-embedded mouse ovary tissue slide using KHC2956 (TBC1D23 IHC Kit).



Immunohistochemical analysis of paraffin-embedded rat liver tissue slide using KHC2956 (TBC1D23 IHC Kit).



Immunohistochemical analysis of paraffin-embedded rat ovary tissue slide using KHC2956 (TBC1D23 IHC Kit).



Immunohistochemical analysis of paraffin-embedded rat stomach tissue slide using KHC2956 (TBC1D23 IHC Kit).