

IHCeasy[®] FAM65B Ready-To-Use IHC Kit

Catalog Number: **KHC3073**

General Information

Sample type:
FFPE tissue
Cited sample type:
Reactivity:
Human, Mouse
Cited Reactivity:

Assay type:
Immunohistochemistry
Primary antibody type:
Rabbit Polyclonal
Secondary antibody type:
Polymer-HRP-Goat anti-Rabbit

Kit Component

Component	Size	Concentration
Antigen Retrieval Buffer	100 mL	50×
Washing Buffer	100 mL ×2	20×
Blocking Buffer	5 mL	RTU
Primary Antibody	5 mL	RTU
Secondary Antibody	5 mL	RTU
Chromogen Component A	0.2 mL	RTU
Chromogen Component B	4 mL	RTU
Signal Enhancer	5 mL	RTU
Counter Staining Reagent	5 mL	RTU
Mounting Media	5 mL	RTU
Control Slide	1 slide (Optional)	FFPE
Datasheet	1 Copy	
Manual	1 Copy	

Storage Instructions

All the reagents are stored at 2-8°C. The kit is stable for 6 months from the date of receipt.

Background

FAM65B is also named as C6orf32, DIFF48, KIAA0386, PL48 and belongs to the FAM65 family. It has 2 isoforms produced by alternative splicing. Isoform 2 play a role in promoting myogenic cell differentiation, cytoskeletal rearrangement and filopodia formation. FAM65B is expressed in mononuclear cells, not in myotubes, upon induction of differentiation and cellular fusion, and expression is upregulated during human myoblast differentiation at both the mRNA and protein levels.

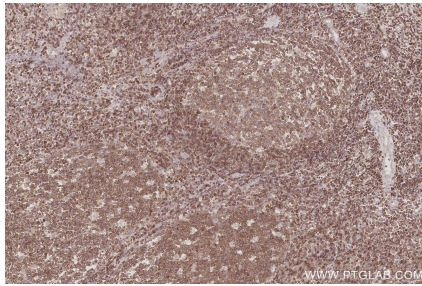
Synonyms

C6orf32, DIFF40, DIFF48, KIAA0386, PL48

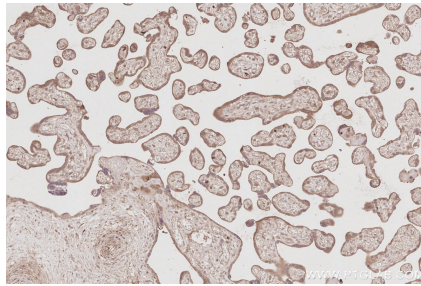
For technical support and original validation data for this product please contact:
T: 1 (888) 4PTGLAB (1-888-478-4522) (toll free in USA), or 1(312) 455-8498 (outside USA)
E: proteintech@ptglab.com
W: ptglab.com

This product is exclusively available under Proteintech Group brand and is not available to purchase from any other manufacturer.

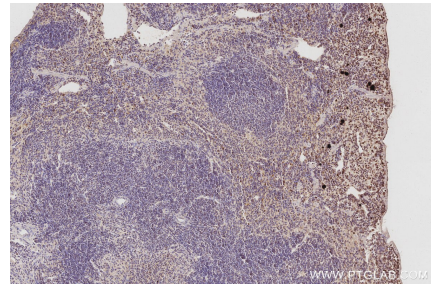
Selected Validation Data



Immunohistochemical analysis of paraffin-embedded human tonsillitis tissue slide using KHC3073 (FAM65B IHC Kit).



Immunohistochemical analysis of paraffin-embedded human placenta tissue slide using KHC3073 (FAM65B IHC Kit).



Immunohistochemical analysis of paraffin-embedded mouse spleen tissue slide using KHC3073 (FAM65B IHC Kit).