

IHCeasy[®] FDX1 Ready-To-Use IHC Kit

Catalog Number: **KHC3175**

General Information

Sample type:
FFPE tissue
Cited sample type:
Reactivity:
Human, Mouse, Rat
Cited Reactivity:

Assay type:
Immunohistochemistry
Primary antibody type:
Rabbit Polyclonal
Secondary antibody type:
Polymer-HRP-Goat anti-Rabbit

Kit Component

Component	Size	Concentration
Antigen Retrieval Buffer	100 mL	50×
Washing Buffer	100 mL ×2	20×
Blocking Buffer	5 mL	RTU
Primary Antibody	5 mL	RTU
Secondary Antibody	5 mL	RTU
Chromogen Component A	0.2 mL	RTU
Chromogen Component B	4 mL	RTU
Signal Enhancer	5 mL	RTU
Counter Staining Reagent	5 mL	RTU
Mounting Media	5 mL	RTU
Control Slide	1 slide (Optional)	FFPE
Datasheet	1 Copy	
Manual	1 Copy	

Storage Instructions

All the reagents are stored at 2-8°C. The kit is stable for 6 months from the date of receipt.

Background

FDX1 (Ferredoxin-1) is also named as ADX, FDX, YAH1, LOH11CR1D and belongs to the adrenodoxin/putidaredoxin family. It is a small iron-sulfur protein that transfers electrons from NADPH through ferredoxin reductase to a terminal cytochrome P450 and it can only reduce mitochondrial CYP enzymes that are essential in adrenal steroidogenesis, bile acid formation, and vitamin D synthesis.

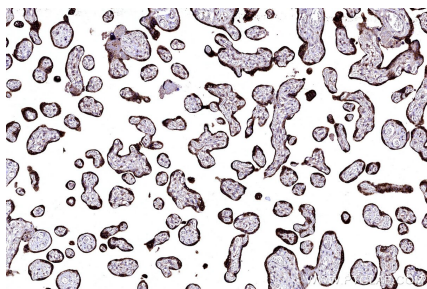
Synonyms

ADX, FDX, Ferredoxin-1

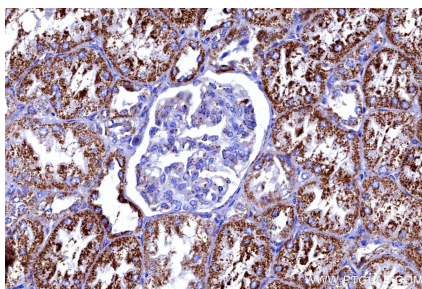
For technical support and original validation data for this product please contact:
T: 1 (888) 4PTGLAB (1-888-478-4522) (toll free in USA), or 1(312) 455-8498 (outside USA)
E: proteintech@ptglab.com
W: ptglab.com

This product is exclusively available under Proteintech Group brand and is not available to purchase from any other manufacturer.

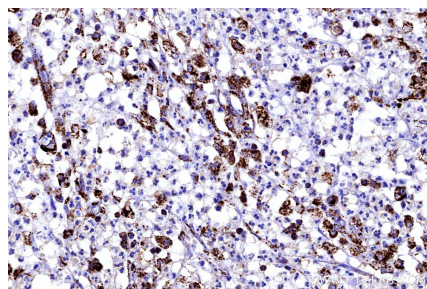
Selected Validation Data



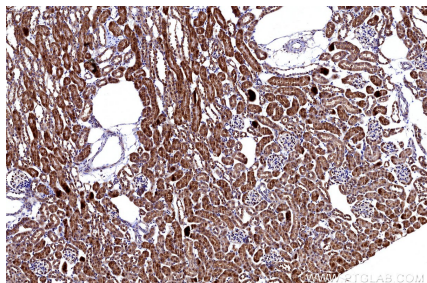
Immunohistochemical analysis of paraffin-embedded human placenta tissue slide using KHC3175 (FDX1 IHC Kit).



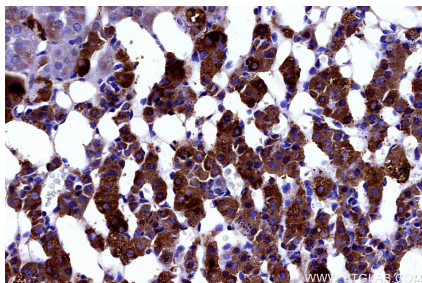
Immunohistochemical analysis of paraffin-embedded human kidney tissue slide using KHC3175 (FDX1 IHC Kit).



Immunohistochemical analysis of paraffin-embedded human colon cancer tissue slide using KHC3175 (FDX1 IHC Kit).



Immunohistochemical analysis of paraffin-embedded mouse kidney tissue slide using KHC3175 (FDX1 IHC Kit).



Immunohistochemical analysis of paraffin-embedded rat adrenal gland tissue slide using KHC3175 (FDX1 IHC Kit).