For Research Use Only

Mouse TNFRSF11B Recombinant Matched Antibody Pair, PBS Only

Catalog Number:MP00123-4

proteintech®
Antibodies | ELISA kits | Proteins
www.ptglab.com

Capture Antibody Information

Catalog Number:
83065-1-PBS

Clone ID:
230325B4

Conjugate:
Unconjugated

Host:
Rabbit

Reactivity:
mouse

Full name:
tumor necrosis factor receptor superfamily, member 11b (osteoprotegerin)

Isotype:
IgG

Gene ID:
18383

Purification Method:
Protein A purification

Detection Antibody Information

Catalog Number:
83065-3-PBS

Clone ID:
230325F9

Conjugate:
Unconjugated

Host:
Rabbit

Reactivity:
mouse

Full name:
tumor necrosis factor receptor superfamily, member 11b (osteoprotegerin)

Isotype:
IgG

GenBank:
BC049782.1

Gene ID:
18383

Purification Method:
Protein A purification

Applications

Tested Applications:
Sandwich ELISA

Range:
15.6-1000 pg/mL (Sandwich ELISA)

Recommended Dilutions:
It is recommended that this reagent should be titrated in each testing system to obtain optimal results.

Product Information

MP00123-4 targets TNFRSF11B in immunoassays as a matched antibody pair. Validated in Sandwich ELISA.

Capture antibody: Mouse Tnfrsf11b Recombinant antibody, PBS Only (Capture/Detector) 83065-1-PBS (230325B4). 100 µg. Concentration 1 mg/ml.

Detection antibody: Mouse Tnfrsf11b Recombinant antibody, PBS Only (Capture/Detector) 83065-3-PBS (230325F9). 100 µg. Concentration 1 mg/ml.

Unconjugated rabbit recombinant monoclonal antibody pair in PBS only storage buffer at a concentration of 1 mg/mL, ready for conjugation. Created using Proteintech's proprietary in-house recombinant technology. Recombinant production enables unrivalled batch-to-batch consistency, easy scale-up, and future security of supply.

Matched antibody pairs are designed for use in a variety of assays and platforms that require matched antibody pairs.

Antibody use should be optimized for each application and assay.

Storage

Storage:
Store at -80°C.
Storage buffer:
PBS only

For technical support and original validation data for this product please contact:
T: 1 (888) 4PTGLAB (1-888-478-4522) (toll free in USA), or 1(312) 455-8498 (outside USA)
E: proteintech@ptglab.com
W: ptglab.com

This product is exclusively available under Proteintech Group brand and is not available to purchase from any other manufacturer.

Selected Validation Data

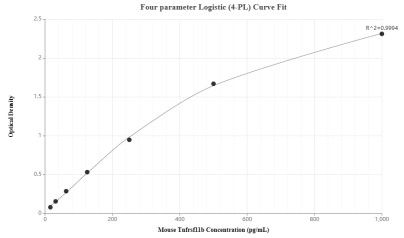

Sandwich ELISA standard curve of MP00123-4, Mouse TNFRSF11B Recombinant Matched Antibody Pair - PBS only. 83065-1-PBS was coated to a plate as the capture antibody and incubated with serial dilutions of standard Eg0598. 83065-3-PBS was HRP conjugated as the detection antibody. Range:15.6-1000pg/mL.

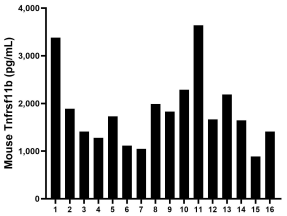

Serum of sixteen mice was measured. The Mouse Tnfrsf11b concentration of detected samples was determined to be 1,836.9 pg/mL with a range of 886.4 - 3,640.5 pg/mL.

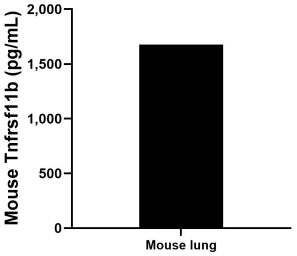

Mouse lung tissue (3 lungs in 1-2 mm pieces in 100 mL of medium) was cultured for 3 days in RPMI supplemented with 10% fetal bovine serum, 50 µM β-mercaptoethanol, 2 mM L-glutamine, 100 U/mL penicillin, and 100 µg/mL streptomycin sulfate. An aliquot of the cell culture supernatant was removed, assayed for mouse Tnfrsf11b , and measured 1,675.9 pg/mL.