

CEACAM6 Recombinant Matched Antibody Pair, PBS Only

Catalog Number: **MP00144-4**

Capture Antibody Information

Catalog Number:
83203-7-PBS
Host:
Rabbit
Isotype:
IgG
Purification Method:
Protein A purification

Clone ID:
230475C11
Reactivity:
human

Conjugate:
Unconjugated
Full name:
carcinoembryonic antigen-related cell adhesion molecule 6 (non-specific cross reacting antigen)
Gene ID:
4680

Detection Antibody Information

Catalog Number:
83203-6-PBS
Host:
Rabbit
Isotype:
IgG
Purification Method:
Protein A purification

Clone ID:
230475F2
Reactivity:
human
GenBank:
BC005008

Conjugate:
Unconjugated
Full name:
carcinoembryonic antigen-related cell adhesion molecule 6 (non-specific cross reacting antigen)
Gene ID:
4680

Applications

Tested Applications:
Sandwich ELISA

Range:
7.8-500 pg/mL (Sandwich ELISA)

Recommended Dilutions:
It is recommended that this reagent should be titrated in each testing system to obtain optimal results.

Product Information

MP00144-4 targets CEACAM6 in immunoassays as a matched antibody pair. Validated in Sandwich ELISA.

Capture antibody: CEACAM6 Recombinant antibody, PBS Only (Capture) 83203-7-PBS (230475C11). 100 µg. Concentration 1 mg/mL.

Detection antibody: CEACAM6 Recombinant antibody, PBS Only (Detector) 83203-6-PBS (230475F2). 100 µg. Concentration 1 mg/mL.

Alternative CEACAM6 matched antibody pairs: MP00144-1, MP00144-2, MP00144-3, MP50071-1

Unconjugated rabbit recombinant monoclonal antibody pair in PBS only storage buffer at a concentration of 1 mg/mL, ready for conjugation. Created using Proteintech's proprietary in-house recombinant technology. Recombinant production enables unrivalled batch-to-batch consistency, easy scale-up, and future security of supply.

Matched antibody pairs are designed for use in a variety of assays and platforms that require matched antibody pairs.

Antibody use should be optimized for each application and assay.

Storage

Storage:
Store at -80°C.
Storage buffer:
PBS only

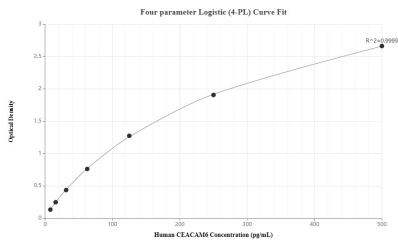
For technical support and original validation data for this product please contact:

T: 1 (888) 4PTGLAB (1-888-478-4522) (toll free in USA), or 1(312) 455-8498 (outside USA)

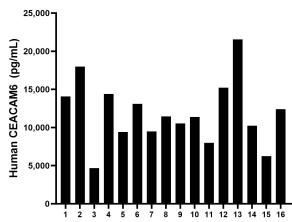
E: proteintech@ptglab.com
W: ptglab.com

This product is exclusively available under Proteintech Group brand and is not available to purchase from any other manufacturer.

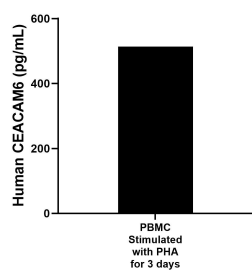
Selected Validation Data



Sandwich ELISA standard curve of MP00144-4, Human CEACAM6 Monoclonal Matched Antibody Pair - PBS only. 83203-7-PBS was coated to a plate as the capture antibody and incubated with serial dilutions of standard Eg0056. 83203-6-PBS was HRP conjugated as the detection antibody. Range: 7.8-500 pg/mL.



Serum of sixteen individual healthy human donors were measured. The human CEACAM6 concentration of detected samples was determined to be 11,882.1 pg/mL with a range of 4,674.3 - 21,548.7 pg/mL.



For the PBMC supernatant cultured for 3 days, the mean human CEACAM6 concentration was determined to be 513.9 pg/mL in PHA stimulated PBMC supernatant.