

TSG-6 Recombinant Matched Antibody Pair, PBS Only

Catalog Number: **MP00218-3**

Capture Antibody Information

Catalog Number:
83163-4-PBS
Host:
Rabbit
Isotype:
IgG
Purification Method:
Protein A purification

Clone ID:
230438D5
Reactivity:
human, mouse
Immunogen Catalog Number:
Ag3885

Conjugate:
Unconjugated
Full name:
tumor necrosis factor, alpha-induced protein 6
Gene ID:
7130

Detection Antibody Information

Catalog Number:
83163-3-PBS
Host:
Rabbit
Isotype:
IgG
Purification Method:
Protein A purification

Clone ID:
230438H4
Reactivity:
human
GenBank:
BC030205
Immunogen Catalog Number:
Ag3885

Conjugate:
Unconjugated
Full name:
tumor necrosis factor, alpha-induced protein 6
Gene ID:
7130

Applications

Tested Applications:
Sandwich ELISA

Range:
0.313-20 ng/mL (Sandwich ELISA)

Recommended Dilutions:
It is recommended that this reagent should be titrated in each testing system to obtain optimal results.

Product Information

MP00218-3 targets TSG-6 in immunoassays as a matched antibody pair. Validated in Sandwich ELISA.

Capture antibody: TSG-6 Recombinant antibody, PBS Only (Capture) 83163-4-PBS (230438D5). 100 µg. Concentration 1 mg/mL.

Detection antibody: TSG-6 Recombinant antibody, PBS Only (Detector) 83163-3-PBS (230438H4). 100 µg. Concentration 1 mg/mL.

Unconjugated rabbit recombinant monoclonal antibody pair in PBS only storage buffer at a concentration of 1 mg/mL, ready for conjugation. Created using Proteintech's proprietary in-house recombinant technology. Recombinant production enables unrivalled batch-to-batch consistency, easy scale-up, and future security of supply.

Matched antibody pairs are designed for use in a variety of assays and platforms that require matched antibody pairs.

Antibody use should be optimized for each application and assay.

Storage

Storage:
Store at -80°C.
Storage buffer:
PBS only

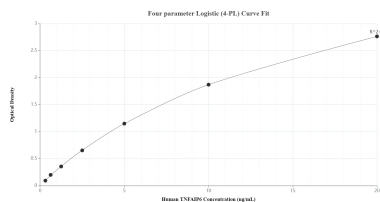
For technical support and original validation data for this product please contact:

T: 1 (888) 4PTGLAB (1-888-478-4522) (toll free in USA), or 1(312) 455-8498 (outside USA)

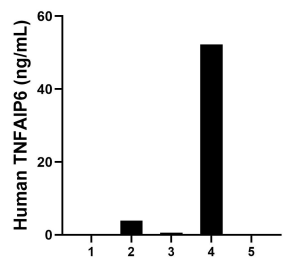
E: proteintech@ptglab.com
W: ptglab.com

This product is exclusively available under Proteintech Group brand and is not available to purchase from any other manufacturer.

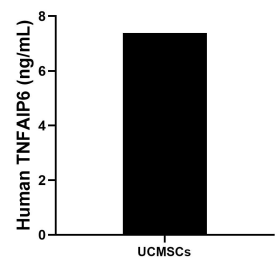
Selected Validation Data



Sandwich ELISA standard curve of MP00218-3, Human TSG-6 Recombinant Matched Antibody Pair - PBS only. 83163-4-PBS was coated to a plate as the capture antibody and incubated with serial dilutions of standard Ag3885. 83163-3-PBS was HRP conjugated as the detection antibody. Range: 0.313-20 ng/mL



Serum of five individual healthy human donors was measured. The TSG-6 concentration of detected samples was determined to be 11.38 ng/mL with a range of 0.03-52.26 ng/mL



The mean TSG-6 concentration was determined to be 7.39 ng/mL in UCMSCs cell extract based on a 3.0 mg/mL extract load.