

For Research Use Only



# NUP85 Recombinant Matched Antibody Pair, PBS Only

Catalog Number:MP00330-1

## Capture Antibody Information

Catalog Number: 83288-2-PBS	Clone ID: 240116E10	Conjugate: Unconjugated
Host: Rabbit	Reactivity: human	Full name: nucleoporin 85kDa
Isotype: IgG	Immunogen Catalog Number: Ag7086	Gene ID: 79902
Purification Method: Protein A purification		

## Detection Antibody Information

Catalog Number: 83288-1-PBS	Clone ID: 240116A2	Conjugate: Unconjugated
Host: Rabbit	Reactivity: human	Full name: nucleoporin 85kDa
Isotype: IgG	GenBank: BC000697	Gene ID: 79902
Purification Method: Protein A purification	Immunogen Catalog Number: Ag7086	

## Applications

Tested Applications: Cytometric bead array, Sandwich ELISA	Range: 0.313-40 ng/mL (Cytometric Bead Array) 15.6-1000 pg/mL (Sandwich ELISA)	Recommended Dilutions: It is recommended that this reagent should be titrated in each testing system to obtain optimal results.
---	--	--

## Product Information

MP00330-1 targets NUP85 in immunoassays as a matched antibody pair. Validated in Cytometric bead array, Sandwich ELISA.

Capture antibody: NUP85 Recombinant antibody, PBS Only (Capture) 83288-2-PBS (240116E10). 100 µg. Concentration 1 mg/mL.

Detection antibody: NUP85 Recombinant antibody, PBS Only (Detector) 83288-1-PBS (240116A2). 100 µg. Concentration 1 mg/mL.

Unconjugated rabbit recombinant monoclonal antibody pair in PBS only storage buffer at a concentration of 1 mg/mL, ready for conjugation. Created using Proteintech's proprietary in-house recombinant technology. Recombinant production enables unrivalled batch-to-batch consistency, easy scale-up, and future security of supply.

Matched antibody pairs are designed for use in a variety of assays and platforms that require matched antibody pairs.

Antibody use should be optimized for each application and assay.

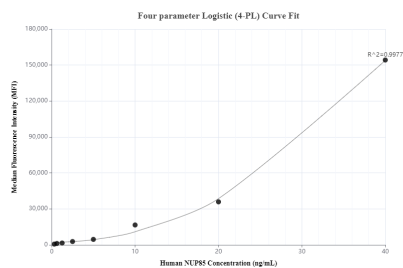
## Storage

Storage:  
Store at -80°C.  
Storage buffer:  
PBS only

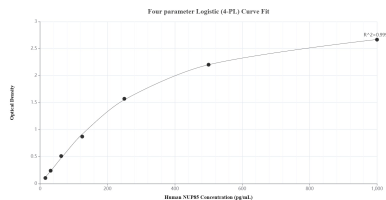
For technical support and original validation data for this product please contact:  
T: 1 (888) 4PTGLAB (1-888-478-4522) (toll free in USA), or 1(312) 455-8498 (outside USA)  
E: [proteintech@ptglab.com](mailto:proteintech@ptglab.com)  
W: [ptglab.com](http://ptglab.com)

This product is exclusively available under Proteintech Group brand and is not available to purchase from any other manufacturer.

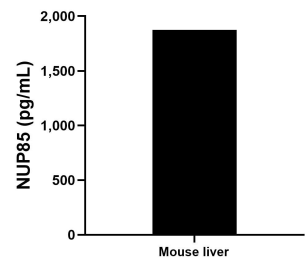
## Selected Validation Data



Cytometric bead array standard curve of MP00330-1, NUP85 Recombinant Matched Antibody Pair, PBS Only. Capture antibody: 83288-2-PBS. Detection antibody: 83288-1-PBS. Standard: Ag7086. Range: 0.313-40 ng/mL



Sandwich ELISA standard curve of MP00330-1, Human NUP85 Recombinant Matched Antibody Pair - PBS only. 83288-2-PBS was coated to a plate as the capture antibody and incubated with serial dilutions of standard Ag7086. 83288-1-PBS was HRP conjugated as the detection antibody. Range: 15.6-1000 pg/ml.



The mean NUP85 concentration was determined to be 1,874.5 pg/mL in mouse liver tissue extract based on a 3.0 mg/mL extract load.