

For Research Use Only

Mouse TNFR2/CD120b Recombinant Matched Antibody Pair, PBS Only



Catalog Number:MP00337-1

Capture Antibody Information

Catalog Number:
83313-3-PBS
Host:
Rabbit
Isotype:
IgG
Purification Method:
Protein A purification

Clone ID:
240200E3
Reactivity:
mouse

Conjugate:
Unconjugated
Full name:
tumor necrosis factor receptor superfamily, member 1b
Gene ID:
21938

Detection Antibody Information

Catalog Number:
83313-1-PBS
Host:
Rabbit
Isotype:
IgG
Purification Method:
Protein A purification

Clone ID:
240200C12
Reactivity:
mouse
GenBank:
NM_011610.3

Conjugate:
Unconjugated
Full name:
tumor necrosis factor receptor superfamily, member 1b
Gene ID:
21938

Applications

Tested Applications:
Cytometric bead array, Sandwich ELISA

Range:
0.313-40 ng/mL (Cytometric Bead Array)
15.6-1000 pg/mL (Sandwich ELISA)

Recommended Dilutions:
It is recommended that this reagent should be titrated in each testing system to obtain optimal results.

Product Information

MP00337-1 targets TNFR2/CD120b in immunoassays as a matched antibody pair. Validated in Cytometric bead array, Sandwich ELISA.

Capture antibody: Mouse TNFR2/CD120b Recombinant antibody, PBS Only (Capture) 83313-3-PBS (240200E3). 100 µg. Concentration 1 mg/ml.

Detection antibody: Mouse TNFR2/CD120b Recombinant antibody, PBS Only (Detector) 83313-1-PBS (240200C12). 100 µg. Concentration 1 mg/ml.

Unconjugated rabbit recombinant monoclonal antibody pair in PBS only storage buffer at a concentration of 1 mg/mL, ready for conjugation. Created using Proteintech's proprietary in-house recombinant technology. Recombinant production enables unrivalled batch-to-batch consistency, easy scale-up, and future security of supply.

Matched antibody pairs are designed for use in a variety of assays and platforms that require matched antibody pairs.

Antibody use should be optimized for each application and assay.

Storage

Storage:
Store at -80°C.
Storage buffer:
PBS only

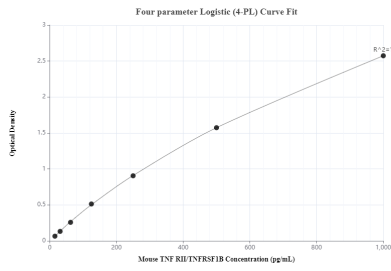
For technical support and original validation data for this product please contact:

T: 1 (888) 4PTGLAB (1-888-478-4522) (toll free in USA), or 1(312) 455-8498 (outside USA)

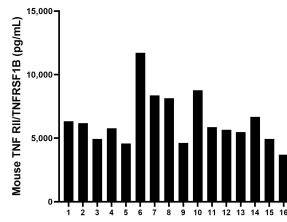
E: proteintech@ptglab.com
W: ptglab.com

This product is exclusively available under Proteintech Group brand and is not available to purchase from any other manufacturer.

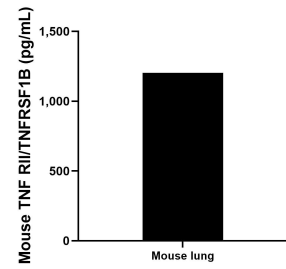
Selected Validation Data



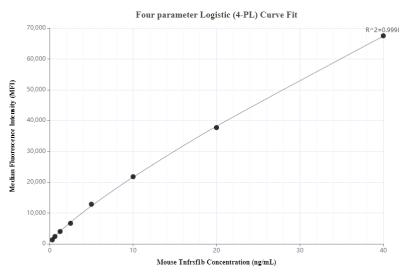
Sandwich ELISA standard curve of MP00337-1, Mouse TNFR2/CD120b Recombinant Matched Antibody Pair - PBS only. 83313-3-PBS was coated to a plate as the capture antibody and incubated with serial dilutions of standard Eg0683. 83313-1-PBS was HRP conjugated as the detection antibody. Range: 15.6-1000 pg/mL



Serum of sixteen mice was measured. The TNFR2/CD120b concentration of detected samples was determined to be 6361.1 pg/mL with a range of 3,703.9 - 11,725.6 pg/mL



Mouse lung conditioned media cultured in RPMI supplemented with 10% fetal bovine serum was collected after culturing for 5 days. An aliquot of the cell culture supernatant was removed, assayed for mouse TNFR2/CD120b and measured 1,202.7 pg/mL



Cytometric bead array standard curve of MP00337-1, TNFR2/CD120b Recombinant Matched Antibody Pair, PBS Only. Capture antibody: 83313-3-PBS. Detection antibody: 83313-1-PBS. Standard: Eg0075. Range: 0.313-40 ng/mL