

# TBK1 Recombinant Matched Antibody Pair, PBS Only

Catalog Number: **MP00674-1**

## Capture Antibody Information

Catalog Number:  
83686-2-PBS

Host:  
Rabbit

Isotype:  
IgG

Purification Method:  
Protein A purification

Clone ID:  
240769F3

Reactivity:  
human

Immunogen Catalog Number:  
Ag28894

Conjugate:  
Unconjugated

Full name:  
TANK-binding kinase 1

Gene ID:  
29110

## Detection Antibody Information

Catalog Number:  
83686-1-PBS

Host:  
Rabbit

Isotype:  
IgG

Purification Method:  
Protein A purification

Clone ID:  
240769A4

Reactivity:  
human

GenBank:  
BC034950

Immunogen Catalog Number:  
Ag28894

Conjugate:  
Unconjugated

Full name:  
TANK-binding kinase 1

Gene ID:  
29110

## Applications

Tested Applications:

Cytometric bead array, Sandwich  
ELISA

Range:

1.25-80 ng/mL (Cytometric Bead  
Array)  
3.9-250 ng/mL (Sandwich ELISA)

Recommended Dilutions:

It is recommended that this reagent  
should be titrated in each testing  
system to obtain optimal results.

## Product Information

MP00674-1 targets TBK1 in immunoassays as a matched antibody pair. Validated in Cytometric bead array, Sandwich ELISA.

Capture antibody: TBK1 Recombinant antibody, PBS Only (Capture) 83686-2-PBS (240769F3). 100 µg. Concentration 1 mg/mL.

Detection antibody: TBK1 Recombinant antibody, PBS Only (Detector) 83686-1-PBS (240769A4). 100 µg. Concentration 1 mg/mL.

Unconjugated rabbit recombinant monoclonal antibody pair in PBS only storage buffer at a concentration of 1 mg/mL, ready for conjugation. Created using Proteintech's proprietary in-house recombinant technology. Recombinant production enables unrivalled batch-to-batch consistency, easy scale-up, and future security of supply.

Matched antibody pairs are designed for use in a variety of assays and platforms that require matched antibody pairs.

Antibody use should be optimized for each application and assay.

## Storage

Storage:

Store at -80°C.

Storage buffer:

PBS only

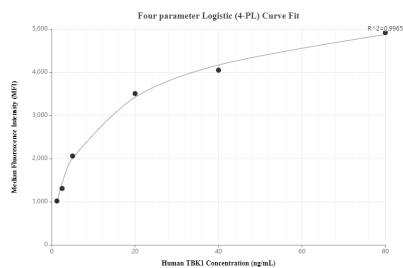
For technical support and original validation data for this product please contact:

T: 1 (888) 4PTGLAB (1-888-478-4522) (toll free  
in USA), or 1(312) 455-8498 (outside USA)

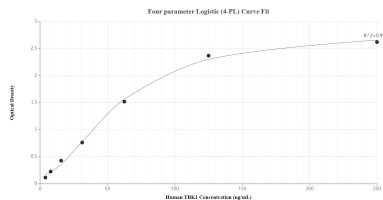
E: [proteintech@ptglab.com](mailto:proteintech@ptglab.com)  
W: [ptglab.com](http://ptglab.com)

**This product is exclusively available under Proteintech Group brand and is not available to purchase from any other manufacturer.**

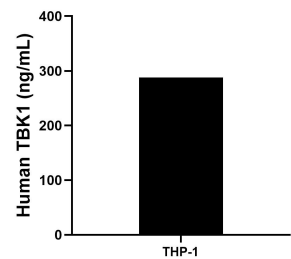
## Selected Validation Data



Cytometric bead array standard curve of MP00674-1, TBK1 Recombinant Matched Antibody Pair, PBS Only. Capture antibody: 83686-2-PBS. Detection antibody: 83686-1-PBS. Standard: Ag28894. Range: 1.25-80 ng/mL.



Sandwich ELISA standard curve of MP00674-1, Human TBK1 Recombinant Matched Antibody Pair - PBS only. 83686-2-PBS was coated to a plate as the capture antibody and incubated with serial dilutions of standard Ag28894. 83686-1-PBS was HRP conjugated as the detection antibody. Range: 3.9-250 ng/mL.



The mean TBK1 concentration was determined to be 288.0 ng/mL in THP-1 cell extract based on a 5.7 mg/mL extract load.