

Mouse Cx3cl1 Recombinant Matched Antibody Pair, PBS Only

Catalog Number: MP00688-1

Capture Antibody Information

Catalog Number:
83738-4-PBS
Host:
Rabbit
Isotype:
IgG
Purification Method:
Protein A purification

Clone ID:
240738F9
Reactivity:
mouse
Immunogen Catalog Number:
Eg0704

Conjugate:
Unconjugated
Full name:
chemokine (C-X3-C motif) ligand 1
Gene ID:
20312

Detection Antibody Information

Catalog Number:
83738-2-PBS
Host:
Rabbit
Isotype:
IgG
Purification Method:
Protein A purification

Clone ID:
240738E4
Reactivity:
mouse
GenBank:
NM_009142.3
Immunogen Catalog Number:
Eg0704

Conjugate:
Unconjugated
Full name:
chemokine (C-X3-C motif) ligand 1
Gene ID:
20312

Applications

Tested Applications:
Cytometric bead array, Sandwich ELISA

Range:
0.625-80 ng/mL (Cytometric Bead Array)
0.156-10 ng/mL (Sandwich ELISA)

Recommended Dilutions:
It is recommended that this reagent should be titrated in each testing system to obtain optimal results.

Product Information

MP00688-1 targets Cx3cl1 in immunoassays as a matched antibody pair. Validated in Cytometric bead array, Sandwich ELISA.

Capture antibody: Mouse CX3CL1 Recombinant antibody, PBS Only (Capture) 83738-4-PBS (240738F9). 100 µg. Concentration 1 mg/mL.

Detection antibody: Mouse CX3CL1 Recombinant antibody, PBS Only (Detector) 83738-2-PBS (240738E4). 100 µg. Concentration 1 mg/mL.

Unconjugated rabbit recombinant monoclonal antibody pair in PBS only storage buffer at a concentration of 1 mg/mL, ready for conjugation. Created using Proteintech's proprietary in-house recombinant technology. Recombinant production enables unrivalled batch-to-batch consistency, easy scale-up, and future security of supply.

Matched antibody pairs are designed for use in a variety of assays and platforms that require matched antibody pairs.

Antibody use should be optimized for each application and assay.

Storage

Storage:
Store at -80°C.
Storage buffer:
PBS only

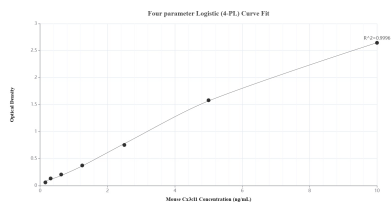
For technical support and original validation data for this product please contact:

T: 1 (888) 4PTGLAB (1-888-478-4522) (toll free in USA), or 1(312) 455-8498 (outside USA)

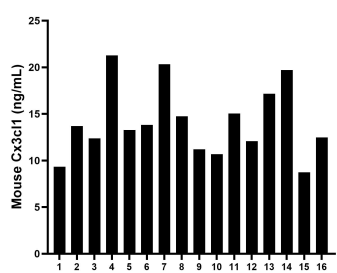
E: proteintech@ptglab.com
W: ptglab.com

This product is exclusively available under Proteintech Group brand and is not available to purchase from any other manufacturer.

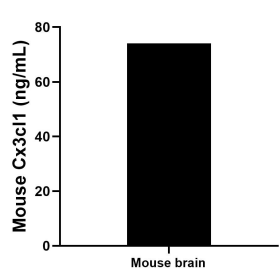
Selected Validation Data



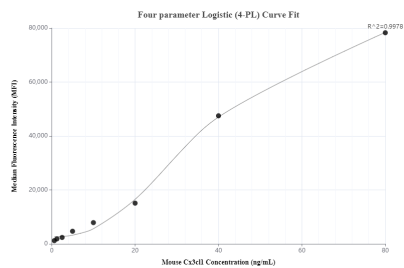
Sandwich ELISA standard curve of MP00688-1, Mouse Cx3cl1 Recombinant Matched Antibody Pair - PBS only. 83738-4-PBS was coated to a plate as the capture antibody and incubated with serial dilutions of standard Eg0704. 83738-2-PBS was HRP conjugated as the detection antibody. Range: 0.156-10 ng/mL



Serum of sixteen mice was measured. The Cx3cl1 concentration of detected samples was determined to be 14.12 ng/mL with a range of 8.73 - 21.28 ng/mL



The mean mouse Cx3cl1 concentration was determined to be 74.07 ng/mL in mouse brain tissue extract based on a 6.0 mg/mL extract load.



Cytometric bead array standard curve of MP00688-1, MOUSE CX3CL1 Recombinant Matched Antibody Pair, PBS Only. Capture antibody: 83738-4-PBS. Detection antibody: 83738-2-PBS. Standard: Eg0704. Range: 0.625-80 ng/mL