

For Research Use Only

# Mouse CD84 Recombinant Matched Antibody Pair, PBS Only



Catalog Number:MP00792-2

## Capture Antibody Information

Catalog Number:  
83828-2-PBS

Host:  
Rabbit

Isotype:  
IgG

Purification Method:  
Protein A purification

Clone ID:  
240903F8

Reactivity:  
mouse

Immunogen Catalog Number:  
Eg1313

Conjugate:  
Unconjugated

Full name:  
CD84 antigen

Gene ID:  
12523

## Detection Antibody Information

Catalog Number:  
83828-3-PBS

Host:  
Rabbit

Isotype:  
IgG

Purification Method:  
Protein A purification

Clone ID:  
240903G9

Reactivity:  
mouse

GenBank:  
Immunogen Catalog Number:  
Eg1313

Conjugate:  
Unconjugated

Full name:  
CD84 antigen

Gene ID:  
12523

## Applications

Tested Applications:  
Cytometric bead array, Sandwich ELISA

Range:  
0.625-80 ng/mL (Cytometric Bead Array)  
78.1-2500 pg/mL (Sandwich ELISA)

Recommended Dilutions:  
It is recommended that this reagent should be titrated in each testing system to obtain optimal results.

## Product Information

MP00792-2 targets CD84 in immunoassays as a matched antibody pair. Validated in Cytometric bead array, Sandwich ELISA.

Capture antibody: Mouse CD84 Recombinant antibody, PBS Only (Capture) 83828-2-PBS (240903F8). 100 µg. Concentration 1 mg/mL.

Detection antibody: Mouse CD84 Recombinant antibody, PBS Only (Detector) 83828-3-PBS (240903G9). 100 µg. Concentration 1 mg/mL.

Unconjugated rabbit recombinant monoclonal antibody pair in PBS only storage buffer at a concentration of 1 mg/mL, ready for conjugation. Created using Proteintech's proprietary in-house recombinant technology. Recombinant production enables unrivalled batch-to-batch consistency, easy scale-up, and future security of supply.

Matched antibody pairs are designed for use in a variety of assays and platforms that require matched antibody pairs.

Antibody use should be optimized for each application and assay.

## Storage

Storage:  
Store at -80°C.  
Storage buffer:  
PBS only

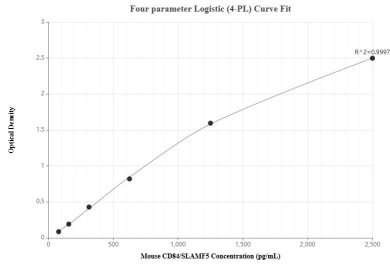
For technical support and original validation data for this product please contact:

T: 1 (888) 4PTGLAB (1-888-478-4522) (toll free in USA), or 1(312) 455-8498 (outside USA)

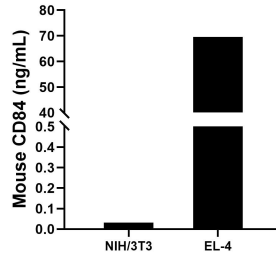
E: [proteintech@ptglab.com](mailto:proteintech@ptglab.com)  
W: [ptglab.com](http://ptglab.com)

This product is exclusively available under Proteintech Group brand and is not available to purchase from any other manufacturer.

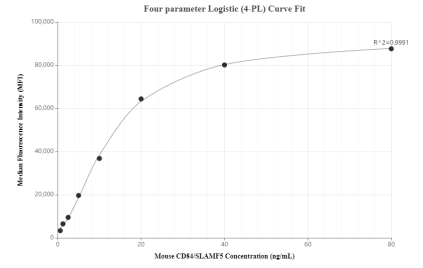
## Selected Validation Data



Sandwich ELISA standard curve of MP00792-2, Mouse CD84 Recombinant Matched Antibody Pair - PBS only. 83828-2-PBS was coated to a plate as the capture antibody and incubated with serial dilutions of standard Eg1313. 83828-3-PBS was HRP conjugated as the detection antibody. Range: 78.1-2500 pg/mL



The mean CD84 concentration was determined to be 0.032 ng/mL in NIH/3T3 cell extract based on a 3.3 mg/mL extract load and 69.60 ng/mL in EL-4 cell extract based on a 5.2 mg/mL extract load.



Cytometric bead array standard curve of MP00792-2, MOUSE CD84 Recombinant Matched Antibody Pair, PBS Only. Capture antibody: 83828-2-PBS. Detection antibody: 83828-3-PBS. Standard: Eg1313. Range: 0.625-80 ng/mL