

# Perilipin 1 Recombinant Matched Antibody Pair, PBS Only

Catalog Number: **MP00840-2**

## Capture Antibody Information

**Catalog Number:**

83905-3-PBS

**Host:**

Rabbit

**Isotype:**

IgG

**Purification Method:**

Protein A purification

**Clone ID:**

240994H8

**Reactivity:**

human

**Immunogen Catalog Number:**

Ag26426

**Conjugate:**

Unconjugated

**Full name:**

perilipin

**Gene ID:**

5346

## Detection Antibody Information

**Catalog Number:**

83905-1-PBS

**Host:**

Rabbit

**Isotype:**

IgG

**Purification Method:**

Protein A purification

**Clone ID:**

240994B2

**Reactivity:**

human

**GenBank:**

NM\_001145311

**Immunogen Catalog Number:**

Ag26426

**Conjugate:**

Unconjugated

**Full name:**

perilipin

**Gene ID:**

5346

## Applications

**Tested Applications:**

Cytometric bead array, Sandwich ELISA

**Range:**0.156-20 ng/mL (Cytometric Bead Array)  
0.156-10 ng/mL (Sandwich ELISA)**Recommended Dilutions:**

It is recommended that this reagent should be titrated in each testing system to obtain optimal results.

## Product Information

MP00840-2 targets Perilipin 1 in immunoassays as a matched antibody pair. Validated in Cytometric bead array, Sandwich ELISA.

Capture antibody: Perilipin 1 Recombinant antibody, PBS Only (Capture) 83905-3-PBS (240994H8). 100 µg. Concentration 1 mg/mL.

Detection antibody: Perilipin 1 Recombinant antibody, PBS Only (Capture/Detector) 83905-1-PBS (240994B2). 100 µg. Concentration 1 mg/mL.

Unconjugated rabbit recombinant monoclonal antibody pair in PBS only storage buffer at a concentration of 1 mg/mL, ready for conjugation. Created using Proteintech's proprietary in-house recombinant technology. Recombinant production enables unrivalled batch-to-batch consistency, easy scale-up, and future security of supply.

Matched antibody pairs are designed for use in a variety of assays and platforms that require matched antibody pairs.

Antibody use should be optimized for each application and assay.

## Storage

**Storage:**

Store at -80°C.

**Storage buffer:**

PBS only

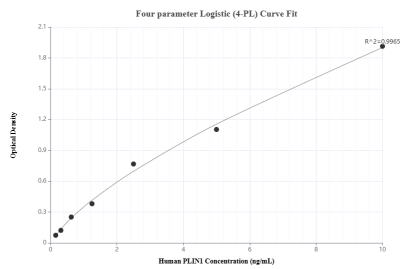
For technical support and original validation data for this product please contact:

T: 1 (888) 4PTGLAB (1-888-478-4522) (toll free in USA), or 1(312) 455-8498 (outside USA)

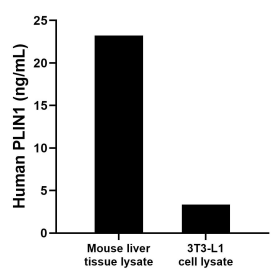
E: [proteintech@ptglab.com](mailto:proteintech@ptglab.com)  
W: [ptglab.com](http://ptglab.com)

This product is exclusively available under Proteintech Group brand and is not available to purchase from any other manufacturer.

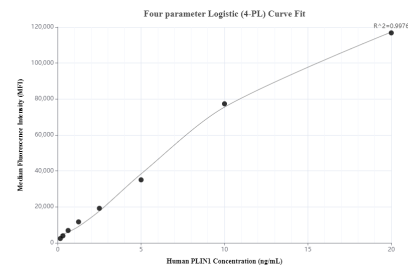
## Selected Validation Data



Sandwich ELISA standard curve of MP00840-2, Human Perilipin 1 Recombinant Matched Antibody Pair - PBS only. 83905-3-PBS was coated to a plate as the capture antibody and incubated with serial dilutions of standard Ag26426. 83905-1-PBS was HRP conjugated as the detection antibody. Range: 0.156-10 ng/mL



Mouse liver tissue lysate was measured. The human Perilipin 1 concentration in mouse liver tissue lysate was determined to be 23.24 ng/mL (based on a 3.70 mg/mL extract load). 3T3-L1 cell lysate was measured. The human PLIN1 concentration in 3T3-L1 cell lysate was determined to be 3.35 ng/mL (based on a 3.40 mg/mL extract load).



Cytometric bead array standard curve of MP00840-2, Perilipin 1 Recombinant Matched Antibody Pair, PBS Only. Capture antibody: 83905-3-PBS. Detection antibody: 83905-1-PBS. Standard: Ag26426. Range: 0.156-20 ng/mL