

For Research Use Only

Mouse CD27 Recombinant Matched Antibody Pair, PBS Only



Catalog Number:MP01069-2

Capture Antibody Information

Catalog Number:
84157-2-PBS

Host:
Rabbit

Isotype:
IgG

Purification Method:
Protein A purification

Clone ID:
241378C1

Reactivity:
mouse

Immunogen Catalog Number:
Eg1311

Conjugate:
Unconjugated

Full name:
CD27 antigen

Gene ID:
21940

Detection Antibody Information

Catalog Number:
84157-4-PBS

Host:
Rabbit

Isotype:
IgG

Purification Method:
Protein A purification

Clone ID:
241378E11

Reactivity:
mouse

GenBank:
NM_001033126.2

Immunogen Catalog Number:
Eg1311

Conjugate:
Unconjugated

Full name:
CD27 antigen

Gene ID:
21940

Applications

Tested Applications:
Cytometric bead array, Sandwich ELISA

Range:
0.781-50 ng/mL (Cytometric Bead Array)
9.77-625 pg/mL (Sandwich ELISA)

Recommended Dilutions:
It is recommended that this reagent should be titrated in each testing system to obtain optimal results.

Product Information

MP01069-2 targets CD27 in immunoassays as a matched antibody pair. Validated in Cytometric bead array, Sandwich ELISA.

Capture antibody: Mouse CD27 Recombinant antibody, PBS Only (Capture) 84157-2-PBS (241378C1). 100 µg. Concentration 1 mg/mL.

Detection antibody: Mouse CD27 Recombinant antibody, PBS Only (Capture/Detector) 84157-4-PBS (241378E11). 100 µg. Concentration 1 mg/mL.

Unconjugated rabbit recombinant monoclonal antibody pair in PBS only storage buffer at a concentration of 1 mg/mL, ready for conjugation. Created using Proteintech's proprietary in-house recombinant technology. Recombinant production enables unrivalled batch-to-batch consistency, easy scale-up, and future security of supply.

Matched antibody pairs are designed for use in a variety of assays and platforms that require matched antibody pairs.

Antibody use should be optimized for each application and assay.

Storage

Storage:
Store at -80°C.
Storage buffer:
PBS only

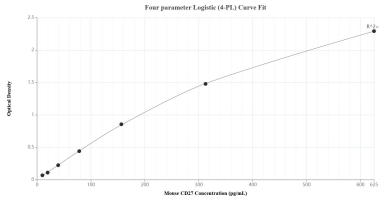
For technical support and original validation data for this product please contact:

T: 1 (888) 4PTGLAB (1-888-478-4522) (toll free in USA), or 1(312) 455-8498 (outside USA)

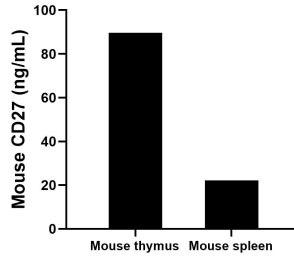
E: proteintech@ptglab.com
W: ptglab.com

This product is exclusively available under Proteintech Group brand and is not available to purchase from any other manufacturer.

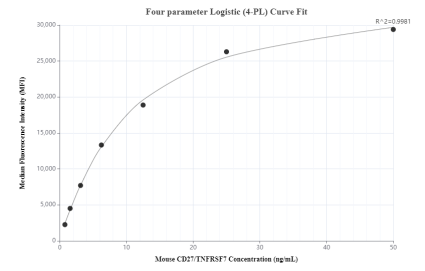
Selected Validation Data



Sandwich ELISA standard curve of MP01069-2, Mouse CD27 Recombinant Matched Antibody Pair - PBS only. 84157-2-PBS was coated to a plate as the capture antibody and incubated with serial dilutions of standard Eg1311. 84157-4-PBS was HRP conjugated as the detection antibody. Range: 9.77-625 pg/mL



The mean CD27 concentration was determined to be 89.6 ng/mL in mouse thymus tissue extract based on a 1.3 mg/mL extract load and 22.2 ng/mL in mouse spleen tissue extract based on a 2.9 mg/mL extract load.



Cytometric bead array standard curve of MP01069-2, MOUSE CD27/TNFRSF7 Recombinant Matched Antibody Pair, PBS Only. Capture antibody: 84157-2-PBS. Detection antibody: 84157-4-PBS. Standard: Eg1311. Range: 0.781-50 ng/mL