

BAFF/TNFSF13B Recombinant Matched Antibody Pair, PBS Only

Catalog Number: **MP01318-3**

Capture Antibody Information

Catalog Number:
84487-4-PBS
Host:
Rabbit
Isotype:
IgG
Purification Method:
Protein A purification

Clone ID:
241846B3
Reactivity:
human

Conjugate:
Unconjugated
Full name:
tumor necrosis factor (ligand)
superfamily, member 13b
Gene ID:
10673

Detection Antibody Information

Catalog Number:
84487-2-PBS
Host:
Rabbit
Isotype:
IgG
Purification Method:
Protein A purification

Clone ID:
241846D12
Reactivity:
human
GenBank:
BC020674

Conjugate:
Unconjugated
Full name:
tumor necrosis factor (ligand)
superfamily, member 13b
Gene ID:
10673

Applications

Tested Applications:
Sandwich ELISA

Range:
31.25-2000 pg/mL (Sandwich ELISA)

Recommended Dilutions:
It is recommended that this reagent should be titrated in each testing system to obtain optimal results.

Product Information

MP01318-3 targets BAFF/TNFSF13B in immunoassays as a matched antibody pair. Validated in Sandwich ELISA.

Capture antibody: BAFF/TNFSF13B Recombinant antibody, PBS Only (Capture) 84487-4-PBS (241846B3). 100 µg. Concentration 1 mg/mL.

Detection antibody: BAFF/TNFSF13B Recombinant antibody, PBS Only (Detector) 84487-2-PBS (241846D12). 100 µg. Concentration 1 mg/mL.

Unconjugated rabbit recombinant monoclonal antibody pair in PBS only storage buffer at a concentration of 1 mg/mL, ready for conjugation. Created using Proteintech's proprietary in-house recombinant technology. Recombinant production enables unrivalled batch-to-batch consistency, easy scale-up, and future security of supply.

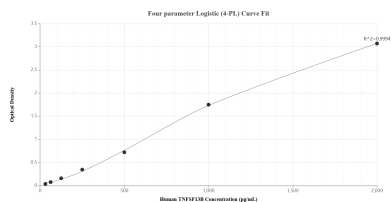
Matched antibody pairs are designed for use in a variety of assays and platforms that require matched antibody pairs.

Antibody use should be optimized for each application and assay.

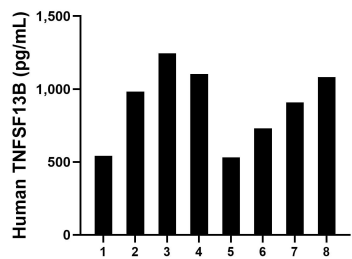
Storage

Storage:
Store at -80°C.
Storage buffer:
PBS only

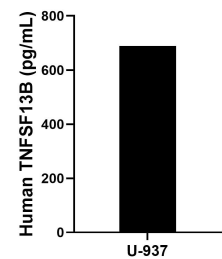
Selected Validation Data



Sandwich ELISA standard curve of MP01318-3, Human BAFF/TNFSF13B Recombinant Matched Antibody Pair - PBS only. 84487-4-PBS was coated to a plate as the capture antibody and incubated with serial dilutions of standard Eg1970. 84487-2-PBS was HRP conjugated as the detection antibody. Range: 31.25-2000 pg/mL



Serum of eight individual healthy human donors was measured. The BAFF/TNFSF13B concentration of detected samples was determined to be 890.6 pg/mL with a range of 531.1-1,244.5 pg/mL



U-937 were cultured in DMEM supplemented with 10% fetal bovine serum, 2.5 mM L-glutamine, 100 U/mL penicillin, and 100 µg/mL streptomycin sulfate. An aliquot of the cell culture supernate was removed, assayed for human BAFF/TNFSF13B, and measured 689.3 pg/mL