

UTX Recombinant Matched Antibody Pair, PBS Only

Catalog Number: **MP01453-1**

Capture Antibody Information

Catalog Number:
84614-2-PBS
Host:
Rabbit
Isotype:
IgG
Purification Method:
Protein A purification

Clone ID:
242033B10
Reactivity:
human
Immunogen Catalog Number:
Ag36754

Conjugate:
Unconjugated
Full name:
ubiquitously transcribed tetrapeptide repeat, X chromosome
Gene ID:
7403

Detection Antibody Information

Catalog Number:
84614-3-PBS
Host:
Rabbit
Isotype:
IgG
Purification Method:
Protein A purification

Clone ID:
242033H7
Reactivity:
human
GenBank:
BC093868
Immunogen Catalog Number:
Ag36754

Conjugate:
Unconjugated
Full name:
ubiquitously transcribed tetrapeptide repeat, X chromosome
Gene ID:
7403

Applications

Tested Applications:
Cytometric bead array, Sandwich ELISA

Range:
0.781-100 ng/mL (Cytometric Bead Array)
0.313-20 ng/mL (Sandwich ELISA)

Recommended Dilutions:
It is recommended that this reagent should be titrated in each testing system to obtain optimal results.

Product Information

MP01453-1 targets UTX in immunoassays as a matched antibody pair. Validated in Cytometric bead array, Sandwich ELISA.

Capture antibody: UTX Recombinant antibody, PBS Only (Capture/Detector) 84614-2-PBS (242033B10). 100 µg. Concentration 1 mg/mL.

Detection antibody: UTX Recombinant antibody, PBS Only (Detector) 84614-3-PBS (242033H7). 100 µg. Concentration 1 mg/mL.

Unconjugated rabbit recombinant monoclonal antibody pair in PBS only storage buffer at a concentration of 1 mg/mL, ready for conjugation. Created using Proteintech's proprietary in-house recombinant technology. Recombinant production enables unrivalled batch-to-batch consistency, easy scale-up, and future security of supply.

Matched antibody pairs are designed for use in a variety of assays and platforms that require matched antibody pairs.

Antibody use should be optimized for each application and assay.

Storage

Storage:
Store at -80°C.
Storage buffer:
PBS only

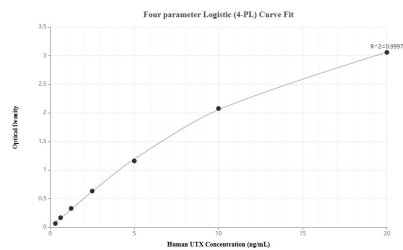
For technical support and original validation data for this product please contact:

T: 1 (888) 4PTGLAB (1-888-478-4522) (toll free in USA), or 1(312) 455-8498 (outside USA)

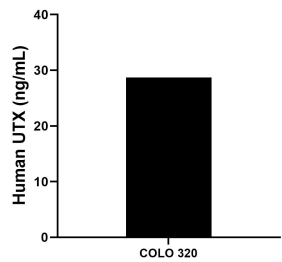
E: proteintech@ptglab.com
W: ptglab.com

This product is exclusively available under Proteintech Group brand and is not available to purchase from any other manufacturer.

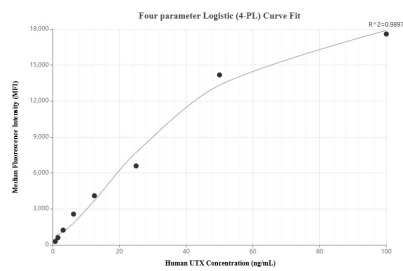
Selected Validation Data



Sandwich ELISA standard curve of MP01453-1, Human UTX Recombinant Matched Antibody Pair - PBS only. 84614-2-PBS was coated to a plate as the capture antibody and incubated with serial dilutions of standard Ag36754. 84614-3-PBS was HRP conjugated as the detection antibody. Range: 0.313-20 ng/mL



The mean UTX concentration was determined to be 28.72 ng/mL in COLO 320 cell extract based on a 1.4 mg/mL extract load.



Cytometric bead array standard curve of MP01453-1, UTX Recombinant Matched Antibody Pair, PBS Only. Capture antibody: 84614-2-PBS. Detection antibody: 84614-3-PBS. Standard: Ag36754. Range: 0.781-100 ng/mL