

For Research Use Only

# Mouse CXCL2 Recombinant Matched Antibody Pair, PBS Only



Catalog Number:MP01474-1

## Capture Antibody Information

Catalog Number:  
84645-3-PBS

Host:  
Rabbit

Isotype:  
IgG

Purification Method:  
Protein A purification

Clone ID:  
242007C10

Reactivity:  
mouse

Immunogen Catalog Number:  
Eg2239

Conjugate:  
Unconjugated

Full name:  
chemokine (C-X-C motif) ligand 2

Gene ID:  
20310

## Detection Antibody Information

Catalog Number:  
84645-4-PBS

Host:  
Rabbit

Isotype:  
IgG

Purification Method:  
Protein A purification

Clone ID:  
242007H8

Reactivity:  
mouse

GenBank:  
NM\_009140

Immunogen Catalog Number:  
Eg2239

Conjugate:  
Unconjugated

Full name:  
chemokine (C-X-C motif) ligand 2

Gene ID:  
20310

## Applications

Tested Applications:  
Cytometric bead array, Sandwich ELISA

Range:  
0.625-40 ng/mL (Cytometric Bead Array)  
15.6-1000 pg/mL (Sandwich ELISA)

Recommended Dilutions:  
It is recommended that this reagent should be titrated in each testing system to obtain optimal results.

## Product Information

MP01474-1 targets CXCL2 in immunoassays as a matched antibody pair. Validated in Cytometric bead array, Sandwich ELISA.

Capture antibody: Mouse CXCL2 Recombinant antibody, PBS Only (Capture) 84645-3-PBS (242007C10). 100 µg. Concentration 1 mg/mL.

Detection antibody: Mouse CXCL2 Recombinant antibody, PBS Only (Detector) 84645-4-PBS (242007H8). 100 µg. Concentration 1 mg/mL.

Unconjugated rabbit recombinant monoclonal antibody pair in PBS only storage buffer at a concentration of 1 mg/mL, ready for conjugation. Created using Proteintech's proprietary in-house recombinant technology. Recombinant production enables unrivalled batch-to-batch consistency, easy scale-up, and future security of supply.

Matched antibody pairs are designed for use in a variety of assays and platforms that require matched antibody pairs.

Antibody use should be optimized for each application and assay.

## Storage

Storage:  
Store at -80°C.  
Storage buffer:  
PBS only

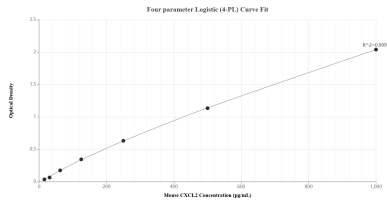
For technical support and original validation data for this product please contact:

T: 1 (888) 4PTGLAB (1-888-478-4522) (toll free in USA), or 1(312) 455-8498 (outside USA)

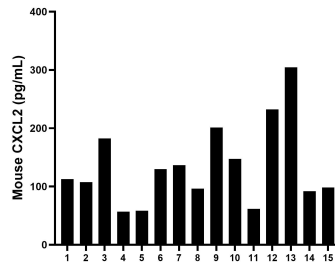
E: [proteintech@ptglab.com](mailto:proteintech@ptglab.com)  
W: [ptglab.com](http://ptglab.com)

This product is exclusively available under Proteintech Group brand and is not available to purchase from any other manufacturer.

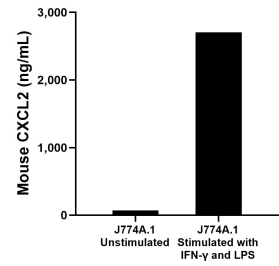
## Selected Validation Data



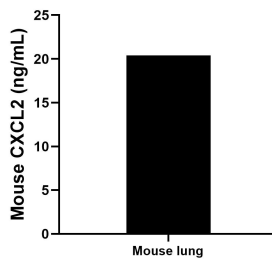
Sandwich ELISA standard curve of MP01474-1, Mouse CXCL2 Recombinant Matched Antibody Pair - PBS only. 84645-3-PBS was coated to a plate as the capture antibody and incubated with serial dilutions of standard Eg2239. 84645-4-PBS was HRP conjugated as the detection antibody. Range: 15.6-1000 pg/mL



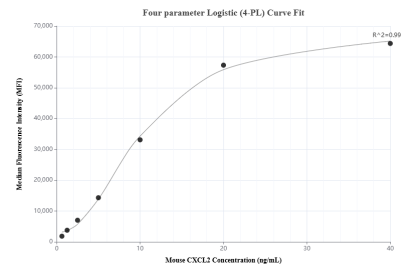
Serum of fifteen individual healthy human donors was measured. The CXCL2 concentration of detected samples was determined to be 134.5 pg/mL with a range of 57.0-304.7 pg/mL



J774A.1 cells were cultured unstimulated or stimulated with 20 ng/mL IFN-γ and 1 μg/mL LPS for 1 day. The mean CXCL2 concentration was determined to be 71.93 ng/mL in unstimulated supernatant, 2,704.98 ng/mL in stimulated supernatant.



Mouse lung were rinsed with enough PBS to cover the organs and kept on ice. Tissue was homogenized with a tissue homogenizer and cultured in RPMI 1640 supplemented with 10% fetal bovine serum, 2 mM L-glutamine, 100 U/mL penicillin, and 100 mg/mL streptomycin sulfate for 3 days. Aliquots of the cell culture supernates were removed and assayed for mouse CXCL2, and measured 20.41 ng/mL



Cytometric bead array standard curve of MP01474-1, MOUSE CXCL2 Recombinant Matched Antibody Pair, PBS Only. Capture antibody: 84645-3-PBS. Detection antibody: 84645-4-PBS. Standard: Eg2239. Range: 0.625-40 ng/mL