

For Research Use Only

Mouse CSF1R/CD115 Recombinant Matched Antibody Pair, PBS Only



Catalog Number:MP01676-2

Capture Antibody Information

Catalog Number:
84919-1-PBS
Host:
Rabbit
Isotype:
IgG
Purification Method:
Protein A purification

Clone ID:
242213B1
Reactivity:
mouse

Conjugate:
Unconjugated
Full name:
colony stimulating factor 1 receptor
Gene ID:
12978

Detection Antibody Information

Catalog Number:
84919-2-PBS
Host:
Rabbit
Isotype:
IgG
Purification Method:
Protein A purification

Clone ID:
242213D2
Reactivity:
mouse
GenBank:
NM_001037859.2

Conjugate:
Unconjugated
Full name:
colony stimulating factor 1 receptor
Gene ID:
12978

Applications

Tested Applications:
Cytometric bead array, Sandwich
ELISA

Range:
0.625-80 ng/mL (Cytometric Bead
Array)
78.1-5000 pg/mL (Sandwich ELISA)

Recommended Dilutions:
It is recommended that this reagent
should be titrated in each testing
system to obtain optimal results.

Product Information

MP01676-2 targets CSF1R/CD115 in immunoassays as a matched antibody pair. Validated in Cytometric bead array, Sandwich ELISA.

Capture antibody: Mouse M-CSF R/CD115 Recombinant antibody, PBS Only (Capture) 84919-1-PBS (242213B1). 100 µg. Concentration 1 mg/ml.

Detection antibody: Mouse M-CSF R/CD115 Recombinant antibody, PBS Only (Detector) 84919-2-PBS (242213D2). 100 µg. Concentration 1 mg/ml.

Unconjugated rabbit recombinant monoclonal antibody pair in PBS only storage buffer at a concentration of 1 mg/mL, ready for conjugation. Created using Proteintech's proprietary in-house recombinant technology. Recombinant production enables unrivalled batch-to-batch consistency, easy scale-up, and future security of supply.

Matched antibody pairs are designed for use in a variety of assays and platforms that require matched antibody pairs.

Antibody use should be optimized for each application and assay.

Storage

Storage:
Store at -80°C.
Storage buffer:
PBS only

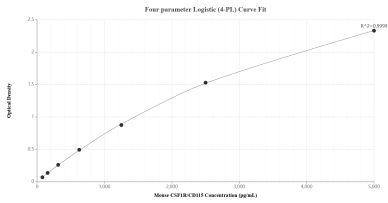
For technical support and original validation data for this product please contact:

T: 1 (888) 4PTGLAB (1-888-478-4522) (toll free
in USA), or 1(312) 455-8498 (outside USA)

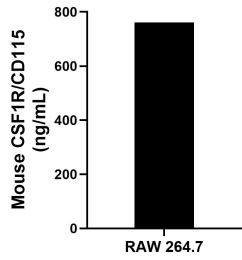
E: proteintech@ptglab.com
W: ptglab.com

This product is exclusively available under Proteintech Group brand and is not available to purchase from any other manufacturer.

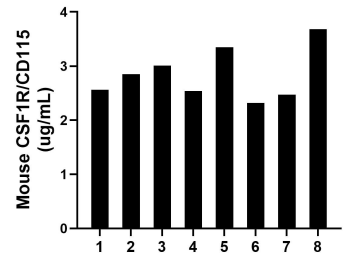
Selected Validation Data



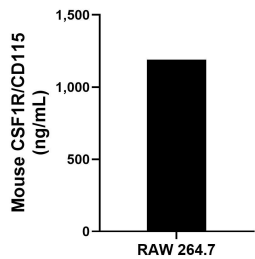
Sandwich ELISA standard curve of MP01676-2, Mouse CSF1R/CD115 Recombinant Matched Antibody Pair - PBS only. 84919-1-PBS was coated to a plate as the capture antibody and incubated with serial dilutions of standard Eg1816. 84919-2-PBS was HRP conjugated as the detection antibody. Range: 78.1-5000 pg/mL



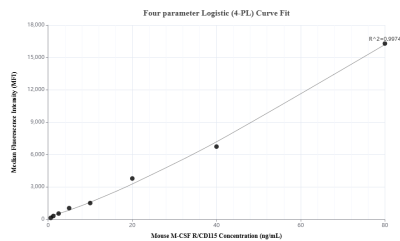
The mean CSF1R/CD115 concentration was determined to be 760.8 ng/mL in RAW 264.7 cell extract based on a 7.5 mg/mL extract load.



Serum of eight mice was measured. The CSF1R/CD115 concentration of detected samples was determined to be 2.9 ug/mL with a range of 2.3-3.7 ug/mL



RAW 264.7 were cultured in DMEM supplemented with 10% fetal bovine serum, 2.5 mM L-glutamine, 100 U/mL penicillin, and 100 µg/mL streptomycin sulfate. An aliquot of the cell culture supernate was removed, assayed for mouse CSF1R/CD115, and measured 1,189.8 pg/mL



Cytometric bead array standard curve of MP01676-2, MOUSE CSF1R/CD115 Recombinant Matched Antibody Pair, PBS Only. Capture antibody: 84919-1-PBS. Detection antibody: 84919-2-PBS. Standard: Eg1816. Range: 0.625-80 ng/mL