

Rat Lumican Recombinant Matched Antibody Pair, PBS Only

Catalog Number: **MP02015-3**

Capture Antibody Information

Catalog Number:
85629-6-PBS
Host:
Rabbit
Isotype:
IgG
Purification Method:
Protein A purification

Clone ID:
242298B6
Reactivity:
rat
Immunogen Catalog Number:
Eg3410

Conjugate:
Unconjugated
Full name:
lumican
Gene ID:
81682

Detection Antibody Information

Catalog Number:
85629-5-PBS
Host:
Rabbit
Isotype:
IgG
Purification Method:
Protein A purification

Clone ID:
242298F6
Reactivity:
rat
GenBank:
NM_031050.1
Immunogen Catalog Number:
Eg3410

Conjugate:
Unconjugated
Full name:
lumican
Gene ID:
81682

Applications

Tested Applications:
Sandwich ELISA

Range:
0.313-20 ng/mL (Sandwich ELISA)

Recommended Dilutions:
It is recommended that this reagent should be titrated in each testing system to obtain optimal results.

Product Information

MP02015-3 targets Lumican in immunoassays as a matched antibody pair. Validated in Sandwich ELISA.

Capture antibody: Rat Lumican Recombinant antibody, PBS Only (Capture) 85629-6-PBS (242298B6). 100 µg. Concentration 1 mg/mL.

Detection antibody: Rat Lumican Recombinant antibody, PBS Only (Detector) 85629-5-PBS (242298F6). 100 µg. Concentration 1 mg/mL.

Unconjugated rabbit recombinant monoclonal antibody pair in PBS only storage buffer at a concentration of 1 mg/mL, ready for conjugation. Created using Proteintech's proprietary in-house recombinant technology. Recombinant production enables unrivalled batch-to-batch consistency, easy scale-up, and future security of supply.

Matched antibody pairs are designed for use in a variety of assays and platforms that require matched antibody pairs.

Antibody use should be optimized for each application and assay.

Storage

Storage:
Store at -80°C.
Storage buffer:
PBS only

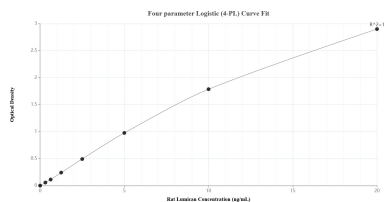
For technical support and original validation data for this product please contact:

T: 1 (888) 4PTGLAB (1-888-478-4522) (toll free in USA), or 1(312) 455-8498 (outside USA)

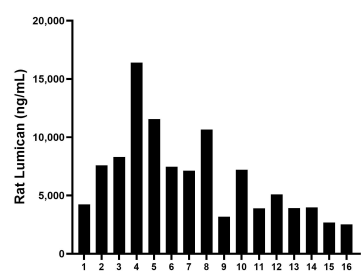
E: proteintech@ptglab.com
W: ptglab.com

This product is exclusively available under Proteintech Group brand and is not available to purchase from any other manufacturer.

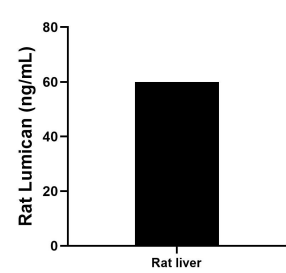
Selected Validation Data



Sandwich ELISA standard curve of MP02015-3, Rat Lumican Recombinant Matched Antibody Pair - PBS only. 85629-6-PBS was coated to a plate as the capture antibody and incubated with serial dilutions of standard Eg3410. 85629-5-PBS was HRP conjugated as the detection antibody. Range: 0.313-20 ng/mL



Serum of sixteen rats was measured. The Lumican concentration of detected samples was determined to be 6,610.77 ng/mL with a range of 2,516.46 - 16,398.52 ng/mL



The mean Lumican concentration was determined to be 60.00 ng/mL in rat liver tissue extract based on a 2.60 mg/mL extract load.