

For Research Use Only

Mouse Resistin Recombinant Matched Antibody Pair, PBS Only



Catalog Number:MP02018-3

Capture Antibody Information

Catalog Number:
85665-3-PBS

Host:
Rabbit

Isotype:
IgG

Purification Method:
Protein A purification

Clone ID:
243096B3

Reactivity:
mouse

Conjugate:
Unconjugated

Full name:
resistin

Gene ID:
57264

Detection Antibody Information

Catalog Number:
85665-5-PBS

Host:
Rabbit

Isotype:
IgG

Purification Method:
Protein A purification

Clone ID:
243096D3

Reactivity:
mouse

GenBank:
NM_001204959.1

Conjugate:
Unconjugated

Full name:
resistin

Gene ID:
57264

Applications

Tested Applications:
Sandwich ELISA

Range:
78.1-5000 pg/mL (Sandwich ELISA)

Recommended Dilutions:
It is recommended that this reagent should be titrated in each testing system to obtain optimal results.

Product Information

MP02018-3 targets Resistin in immunoassays as a matched antibody pair. Validated in Sandwich ELISA.

Capture antibody: Mouse Resistin Recombinant antibody, PBS Only (Capture) 85665-3-PBS (243096B3). 100 µg. Concentration 1 mg/mL.

Detection antibody: Mouse Resistin Recombinant antibody, PBS Only (Detector) 85665-5-PBS (243096D3). 100 µg. Concentration 1 mg/mL.

Unconjugated rabbit recombinant monoclonal antibody pair in PBS only storage buffer at a concentration of 1 mg/mL, ready for conjugation. Created using Proteintech's proprietary in-house recombinant technology. Recombinant production enables unrivalled batch-to-batch consistency, easy scale-up, and future security of supply.

Matched antibody pairs are designed for use in a variety of assays and platforms that require matched antibody pairs.

Antibody use should be optimized for each application and assay.

Storage

Storage:
Store at -80°C.
Storage buffer:
PBS only

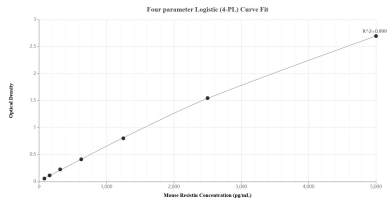
For technical support and original validation data for this product please contact:

T: 1 (888) 4PTGLAB (1-888-478-4522) (toll free in USA), or 1(312) 455-8498 (outside USA)

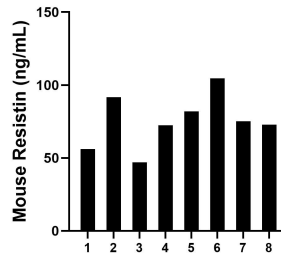
E: proteintech@ptglab.com
W: ptglab.com

This product is exclusively available under Proteintech Group brand and is not available to purchase from any other manufacturer.

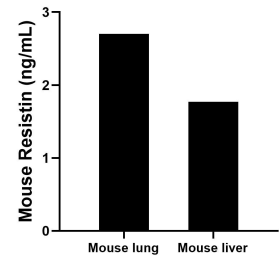
Selected Validation Data



Sandwich ELISA standard curve of MP02018-3, Mouse Resistin Recombinant Matched Antibody Pair - PBS only. 85665-3-PBS was coated to a plate as the capture antibody and incubated with serial dilutions of standard Eg3391. 85665-5-PBS was HRP conjugated as the detection antibody. Range: 78.1-5000 pg/mL



Serum of eight mice was measured. The Resistin concentration of detected samples was determined to be 75.2 ng/mL with a range of 47.0-104.6 ng/mL



Organs from 2-3 mice were removed, rinsed in PBS, and kept on ice. The organs were then homogenized using a tissue homogenizer and cultured in RPMI supplemented with 10% fetal bovine serum, 2 mM L-glutamine, 100 U/mL penicillin, and 100 mg/mL streptomycin sulfate. Cell culture supernatants from lung tissue measured 2.7 ng/mL and liver tissue measured 1.8 ng/mL