

For Research Use Only



Mouse Decorin Recombinant Matched Antibody Pair, PBS Only

Catalog Number:MP02099-3

Capture Antibody Information

Catalog Number:

85737-2-PBS

Host:

Rabbit

Isotype:

IgG

Purification Method:

Protein A purification

Clone ID:

250099F7

Reactivity:

mouse

Immunogen Catalog Number:

Eg2955

Conjugate:

Unconjugated

Full name:

decorin

Gene ID:

13179

Detection Antibody Information

Catalog Number:

85737-5-PBS

Host:

Rabbit

Isotype:

IgG

Purification Method:

Protein A purification

Clone ID:

250099E5

Reactivity:

mouse

GenBank:

NM_001190451.2

Immunogen Catalog Number:

Eg2955

Conjugate:

Unconjugated

Full name:

decorin

Gene ID:

13179

Applications

Tested Applications:

Sandwich ELISA

Range:

78.1-5000 pg/mL (Sandwich ELISA)

Recommended Dilutions:

It is recommended that this reagent should be titrated in each testing system to obtain optimal results.

Product Information

MP02099-3 targets Decorin in immunoassays as a matched antibody pair. Validated in Sandwich ELISA.

Capture antibody: Mouse Dcn Recombinant antibody, PBS Only (Capture/Detector) 85737-2-PBS (250099F7). 100 µg. Concentration 1 mg/mL.

Detection antibody: Mouse Dcn Recombinant antibody, PBS Only (Detector) 85737-5-PBS (250099E5). 100 µg. Concentration 1 mg/mL.

Unconjugated rabbit recombinant monoclonal antibody pair in PBS only storage buffer at a concentration of 1 mg/mL, ready for conjugation. Created using Proteintech's proprietary in-house recombinant technology. Recombinant production enables unrivalled batch-to-batch consistency, easy scale-up, and future security of supply.

Matched antibody pairs are designed for use in a variety of assays and platforms that require matched antibody pairs.

Antibody use should be optimized for each application and assay.

Storage

Storage:

Store at -80°C.

Storage buffer:

PBS only

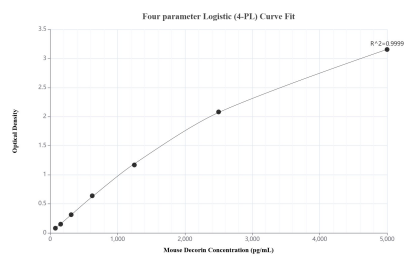
For technical support and original validation data for this product please contact:

T: 1 (888) 4PTGLAB (1-888-478-4522) (toll free in USA), or 1(312) 455-8498 (outside USA)

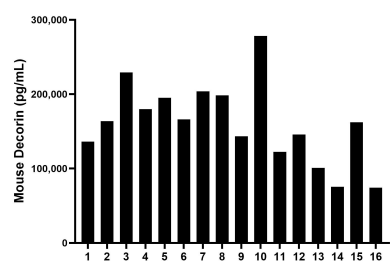
E: proteintech@ptglab.com
W: ptglab.com

This product is exclusively available under Proteintech Group brand and is not available to purchase from any other manufacturer.

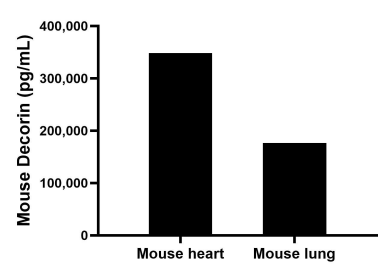
Selected Validation Data



Sandwich ELISA standard curve of MP02099-3, Mouse Decorin Recombinant Matched Antibody Pair - PBS only. 85737-2-PBS was coated to a plate as the capture antibody and incubated with serial dilutions of standard Eg2955. 85737-5-PBS was HRP conjugated as the detection antibody. Range: 78.1-5000 pg/mL



Serum of sixteen mice was measured. The Decorin concentration of detected samples was determined to be 160,975.6 pg/mL with a range of 74,144.9-278,367.9 pg/mL



The mean Decorin concentration was determined to be 348,387.2 pg/mL in mouse heart tissue extract based on a 6.9 mg/mL extract load and 176,334.5 pg/mL in mouse lung tissue extract based on a 5.9 mg/mL extract load.