

AK1 Recombinant Matched Antibody Pair, PBS Only

Catalog Number: **MP02232-2**

Capture Antibody Information

Catalog Number:

85979-5-PBS

Host:

Rabbit

Isotype:

IgG

Purification Method:

Protein A purification

Clone ID:

250557E11

Reactivity:

human

Immunogen Catalog Number:

Ag6890

Conjugate:

Unconjugated

Full name:

adenylate kinase 1

Gene ID:

203

Detection Antibody Information

Catalog Number:

85979-3-PBS

Host:

Rabbit

Isotype:

IgG

Purification Method:

Protein A purification

Clone ID:

250557D10

Reactivity:

human, mouse, rat

GenBank:

BC001116

Immunogen Catalog Number:

Ag6890

Conjugate:

Unconjugated

Full name:

adenylate kinase 1

Gene ID:

203

Applications

Tested Applications:

Sandwich ELISA

Range:

0.156-10 ng/mL (Sandwich ELISA)

Recommended Dilutions:

It is recommended that this reagent should be titrated in each testing system to obtain optimal results.

Product Information

MP02232-2 targets AK1 in immunoassays as a matched antibody pair. Validated in Sandwich ELISA.

Capture antibody: AK1 Recombinant antibody, PBS Only (Capture) 85979-5-PBS (250557E11). 100 µg. Concentration 1 mg/mL.

Detection antibody: AK1 Recombinant antibody, PBS Only (Detector) 85979-3-PBS (250557D10). 100 µg. Concentration 1 mg/mL.

Unconjugated rabbit recombinant monoclonal antibody pair in PBS only storage buffer at a concentration of 1 mg/mL, ready for conjugation. Created using Proteintech's proprietary in-house recombinant technology. Recombinant production enables unrivalled batch-to-batch consistency, easy scale-up, and future security of supply.

Matched antibody pairs are designed for use in a variety of assays and platforms that require matched antibody pairs.

Antibody use should be optimized for each application and assay.

Storage

Storage:

Store at -80°C.

Storage buffer:

PBS only

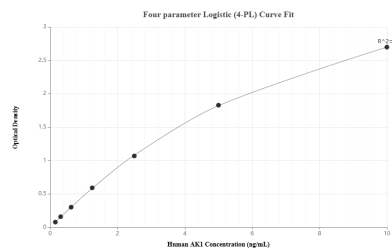
For technical support and original validation data for this product please contact:

T: 1 (888) 4PTGLAB (1-888-478-4522) (toll free in USA), or 1(312) 455-8498 (outside USA)

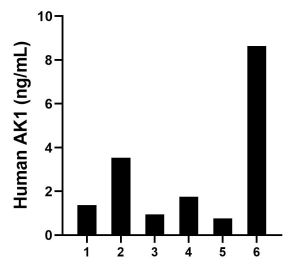
E: proteintech@ptglab.com
W: ptglab.com

This product is exclusively available under Proteintech Group brand and is not available to purchase from any other manufacturer.

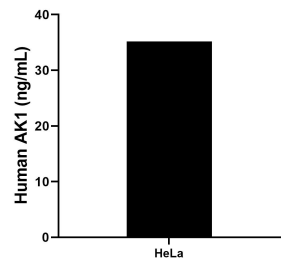
Selected Validation Data



Sandwich ELISA standard curve of MP02232-2, Human AK1 Recombinant Matched Antibody Pair - PBS only. 85979-5-PBS was coated to a plate as the capture antibody and incubated with serial dilutions of standard Ag6890. 85979-3-PBS was HRP conjugated as the detection antibody. Range: 0.156-10 ng/mL



Human milk of six individual healthy human donors was measured. The human AK1 concentration of detected samples was determined to be 2.83 ng/mL with a range of 0.76 - 8.63 ng/mL.



The mean AK1 concentration was determined to be 35.20 ng/mL in HeLa cell extract based on a 0.9 mg/mL extract load.