

Prealbumin/transthyretin Recombinant Matched Antibody Pair, PBS Only

Catalog Number: **MP02304-2**

Capture Antibody Information

Catalog Number:
86273-3-PBS

Host:
Rabbit

Isotype:
IgG

Purification Method:
Protein A purification

Clone ID:
250820G9

Reactivity:
human

Immunogen Catalog Number:
Eg0931

Conjugate:
Unconjugated

Full name:
transthyretin

Gene ID:
7276

Detection Antibody Information

Catalog Number:
86273-1-PBS

Host:
Rabbit

Isotype:
IgG

Purification Method:
Protein A purification

Clone ID:
250820B6

Reactivity:
human

GenBank:
NM_000371.4

Immunogen Catalog Number:
Eg0931

Conjugate:
Unconjugated

Full name:
transthyretin

Gene ID:
7276

Applications

Tested Applications:
Sandwich ELISA

Range:
0.156-10 ng/mL (Sandwich ELISA)

Recommended Dilutions:
It is recommended that this reagent should be titrated in each testing system to obtain optimal results.

Product Information

MP02304-2 targets Prealbumin/transthyretin in immunoassays as a matched antibody pair. Validated in Sandwich ELISA.

Capture antibody: Transthyretin Recombinant antibody, PBS Only (Capture) 86273-3-PBS (250820G9). 100 µg. Concentration 1 mg/mL.

Detection antibody: Prealbumin/transthyretin Recombinant antibody, PBS Only (Detector) 86273-1-PBS (250820B6). 100 µg. Concentration 1 mg/mL.

Unconjugated rabbit recombinant monoclonal antibody pair in PBS only storage buffer at a concentration of 1 mg/mL, ready for conjugation. Created using Proteintech's proprietary in-house recombinant technology. Recombinant production enables unrivalled batch-to-batch consistency, easy scale-up, and future security of supply.

Matched antibody pairs are designed for use in a variety of assays and platforms that require matched antibody pairs.

Antibody use should be optimized for each application and assay.

Storage

Storage:
Store at -80°C.

Storage buffer:
PBS only

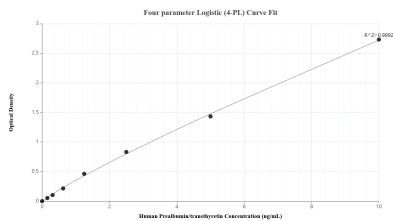
For technical support and original validation data for this product please contact:

T: 1 (888) 4PTGLAB (1-888-478-4522) (toll free in USA), or 1(312) 455-8498 (outside USA)

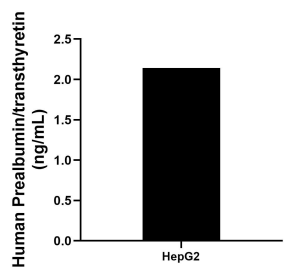
E: proteintech@ptglab.com
W: ptglab.com

This product is exclusively available under Proteintech Group brand and is not available to purchase from any other manufacturer.

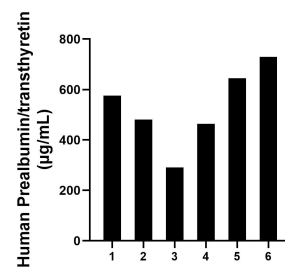
Selected Validation Data



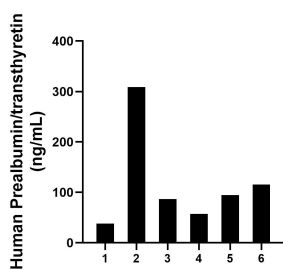
Sandwich ELISA standard curve of MP02304-2, Human Prealbumin/transthyretin Recombinant Matched Antibody Pair - PBS only. 86273-3-PBS was coated to a plate as the capture antibody and incubated with serial dilutions of standard Eg0931. 86273-1-PBS was HRP conjugated as the detection antibody. Range: 0.156-10 ng/mL



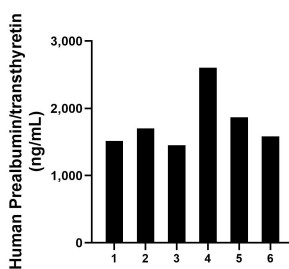
HepG2 cells were cultured in DMEM supplemented with 10% fetal bovine serum. An aliquot of the cell culture supernate was removed, assayed for human Prealbumin/transthyretin, and measured 2.14 ng/mL



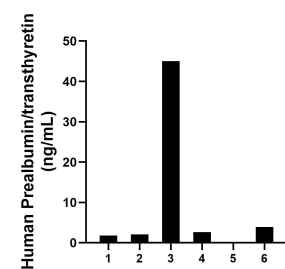
Serum of six individual healthy human donors was measured. The Prealbumin/transthyretin concentration of detected samples was determined to be 531.06 µg/mL with a range of 290.57-729.62 µg/mL



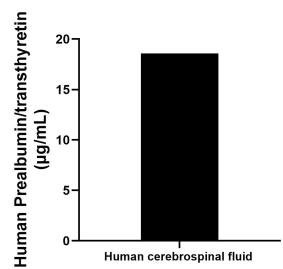
Saliva of six individual healthy human donors was measured. The Prealbumin/transthyretin concentration of detected samples was determined to be 116.83 ng/mL with a range of 38.22-308.96 ng/mL



Human milk of six individual healthy human donors was measured. The Prealbumin/transthyretin concentration of detected samples was determined to be 1,786.26 ng/mL with a range of 1,451.02-2,605.42 ng/mL



Urine of six individual healthy human donors was measured. The Prealbumin/transthyretin concentration of detected samples was determined to be 9.27 ng/mL with a range of 0.09-45.04 ng/mL



Human cerebrospinal fluid (CSF) samples were evaluated for the presence of human Prealbumin/transthyretin in this assay, and measured 18.57 µg/mL