

For Research Use Only

AGRN Recombinant Matched Antibody Pair, PBS Only



Catalog Number:MP02476-2

Capture Antibody Information

Catalog Number:

86507-5-PBS

Host:

Rabbit

Isotype:

IgG

Purification Method:

Protein A purification

Clone ID:

251295A5

Reactivity:

human

Immunogen Catalog Number:

Eg5123

Conjugate:

Unconjugated

Full name:

agrin

Gene ID:

375790

Detection Antibody Information

Catalog Number:

86507-4-PBS

Host:

Rabbit

Isotype:

IgG

Purification Method:

Protein A purification

Clone ID:

251295A1

Reactivity:

human

GenBank:

NM_198576.4

Immunogen Catalog Number:

Eg5123

Conjugate:

Unconjugated

Full name:

agrin

Gene ID:

375790

Applications

Tested Applications:

Sandwich ELISA

Range:

78.1-5000 pg/mL (Sandwich ELISA)

Recommended Dilutions:

It is recommended that this reagent should be titrated in each testing system to obtain optimal results.

Product Information

MP02476-2 targets AGRN in immunoassays as a matched antibody pair. Validated in Sandwich ELISA.

Capture antibody: Agrin Recombinant monoclonal antibody, PBS Only (Capture) 86507-5-PBS (251295A5). 100 µg. Concentration 1 mg/mL.

Detection antibody: Agrin Recombinant monoclonal antibody, PBS Only (Detector) 86507-4-PBS (251295A1). 100 µg. Concentration 1 mg/mL.

Unconjugated rabbit recombinant monoclonal antibody pair in PBS only storage buffer at a concentration of 1 mg/mL, ready for conjugation. Created using Proteintech's proprietary in-house recombinant technology. Recombinant production enables unrivalled batch-to-batch consistency, easy scale-up, and future security of supply.

Matched antibody pairs are designed for use in a variety of assays and platforms that require matched antibody pairs.

Antibody use should be optimized for each application and assay.

Storage

Storage:

Store at -80°C.

Storage buffer:

PBS only

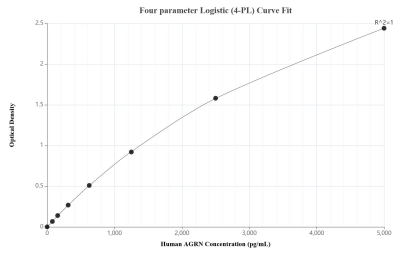
For technical support and original validation data for this product please contact:

T: 1 (888) 4PTGLAB (1-888-478-4522) (toll free in USA), or 1(312) 455-8498 (outside USA)

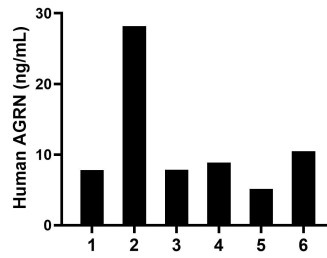
E: proteintech@ptglab.com
W: ptglab.com

This product is exclusively available under Proteintech Group brand and is not available to purchase from any other manufacturer.

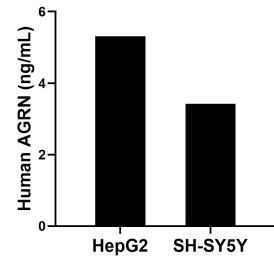
Selected Validation Data



Sandwich ELISA standard curve of MP02476-2, Human AGRN Recombinant Matched Antibody Pair - PBS only. 86507-5-PBS was coated to a plate as the capture antibody and incubated with serial dilutions of standard Eg5123. 86507-4-PBS was HRP conjugated as the detection antibody. Range: 78.1-5000 pg/mL



Plasma of six individual healthy human donors was measured. The AGRN concentration of detected samples was determined to be 11.4 ng/mL with a range of 5.1-28.2 ng/mL



The mean AGRN concentration was determined to be 5.3 ng/mL in HepG2 cell extract based on a 1.2 mg/mL extract load and 3.4 ng/mL in SH-SY5Y cell extract based on a 1.2 mg/mL extract load.