

For Research Use Only

# ACADSB Recombinant Matched Antibody Pair, PBS Only



Catalog Number:MP02489-1

## Capture Antibody Information

**Catalog Number:**  
86538-2-PBS  
**Host:**  
Rabbit  
**Isotype:**  
IgG  
**Purification Method:**  
Protein A purification

**Clone ID:**  
251443E1  
**Reactivity:**  
human  
**Immunogen Catalog Number:**  
Ag3851

**Conjugate:**  
Unconjugated  
**Full name:**  
acyl-Coenzyme A dehydrogenase, short/branched chain  
**Gene ID:**  
36

## Detection Antibody Information

**Catalog Number:**  
86538-1-PBS  
**Host:**  
Rabbit  
**Isotype:**  
IgG  
**Purification Method:**  
Protein A purification

**Clone ID:**  
251443B2  
**Reactivity:**  
human  
**GenBank:**  
BC013756  
**Immunogen Catalog Number:**  
Ag3851

**Conjugate:**  
Unconjugated  
**Full name:**  
acyl-Coenzyme A dehydrogenase, short/branched chain  
**Gene ID:**  
36

## Applications

**Tested Applications:**  
Cytometric bead array

**Range:**  
1.562-200 ng/mL (Cytometric Bead Array)

**Recommended Dilutions:**  
It is recommended that this reagent should be titrated in each testing system to obtain optimal results.

## Product Information

MP02489-1 targets ACADSB in immunoassays as a matched antibody pair. Validated in Cytometric bead array.

Capture antibody: ACADSB Recombinant monoclonal antibody, PBS Only (Capture) 86538-2-PBS (251443E1). 100 µg. Concentration 1 mg/mL.

Detection antibody: ACADSB Recombinant monoclonal antibody, PBS Only (Detector) 86538-1-PBS (251443B2). 100 µg. Concentration 1 mg/mL.

Unconjugated rabbit recombinant monoclonal antibody pair in PBS only storage buffer at a concentration of 1 mg/mL, ready for conjugation. Created using Proteintech's proprietary in-house recombinant technology. Recombinant production enables unrivalled batch-to-batch consistency, easy scale-up, and future security of supply.

Matched antibody pairs are designed for use in a variety of assays and platforms that require matched antibody pairs.

Antibody use should be optimized for each application and assay.

## Storage

**Storage:**  
Store at -80°C.  
**Storage buffer:**  
PBS only

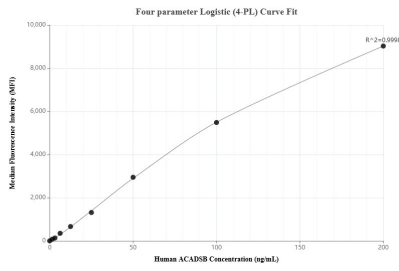
For technical support and original validation data for this product please contact:

T: 1 (888) 4PTGLAB (1-888-478-4522) (toll free in USA), or 1(312) 455-8498 (outside USA)

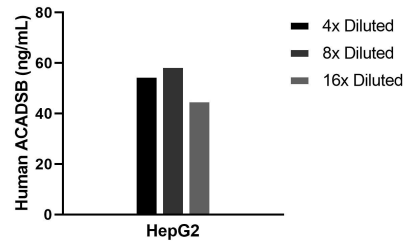
E: [proteintech@ptglab.com](mailto:proteintech@ptglab.com)  
W: [ptglab.com](http://ptglab.com)

This product is exclusively available under Proteintech Group brand and is not available to purchase from any other manufacturer.

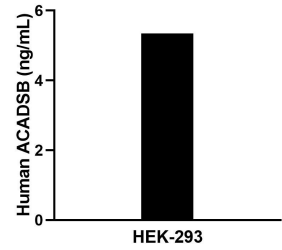
## Selected Validation Data



Cytometric bead array standard curve of MPO2489-1, ACADSB Recombinant Matched Antibody Pair, PBS Only. Capture antibody: 86538-2-PBS. Detection antibody: 86538-1-PBS. Standard: Ag3851. Range: 1.562-200 ng/mL



The mean ACADSB concentration was determined to be 53.0 ng/mL in HepG2 cell extract based on a 1.3 mg/mL extract load.



The mean ACADSB concentration was determined to be 5.4 ng/mL in HEK-293 cell extract based on a 1.1 mg/mL extract load.