

For Research Use Only

Pig IL-4 Recombinant Matched Antibody Pair, PBS Only



Catalog Number:MP02860-1

Capture Antibody Information

Catalog Number:
87065-2-PBS

Host:
Rabbit

Isotype:
IgG

Purification Method:
Protein A purification

Clone ID:
250935G4

Reactivity:
pig

Immunogen Catalog Number:
Eg4866

Conjugate:
Unconjugated

Full name:
Interleukin-4

Gene ID:
397225

Detection Antibody Information

Catalog Number:
87065-1-PBS

Host:
Rabbit

Isotype:
IgG

Purification Method:
Protein A purification

Clone ID:
250935H1

Reactivity:
pig

GenBank:
NM_214123.1

Immunogen Catalog Number:
Eg4866

Conjugate:
Unconjugated

Full name:
Interleukin-4

Gene ID:
397225

Applications

Tested Applications:
Sandwich ELISA

Range:
39.1-2500 pg/mL (Sandwich ELISA)

Recommended Dilutions:
It is recommended that this reagent should be titrated in each testing system to obtain optimal results.

Product Information

MP02860-1 targets IL-4 in immunoassays as a matched antibody pair. Validated in Sandwich ELISA.

Capture antibody: Pig IL-4 Recombinant monoclonal antibody, PBS Only (Capture) 87065-2-PBS (250935G4). 100 µg. Concentration 1 mg/mL.

Detection antibody: Pig IL-4 Recombinant monoclonal antibody, PBS Only (Detector) 87065-1-PBS (250935H1). 100 µg. Concentration 1 mg/mL.

Unconjugated rabbit recombinant monoclonal antibody pair in PBS only storage buffer at a concentration of 1 mg/mL, ready for conjugation. Created using Proteintech's proprietary in-house recombinant technology. Recombinant production enables unrivalled batch-to-batch consistency, easy scale-up, and future security of supply.

Matched antibody pairs are designed for use in a variety of assays and platforms that require matched antibody pairs.

Antibody use should be optimized for each application and assay.

Storage

Storage:
Store at -80°C.
Storage buffer:
PBS only

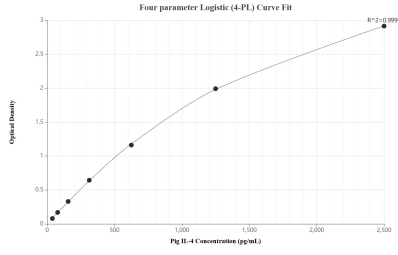
For technical support and original validation data for this product please contact:

T: 1 (888) 4PTGLAB (1-888-478-4522) (toll free in USA), or 1(312) 455-8498 (outside USA)

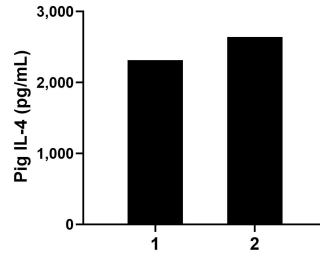
E: proteintech@ptglab.com
W: ptglab.com

This product is exclusively available under Proteintech Group brand and is not available to purchase from any other manufacturer.

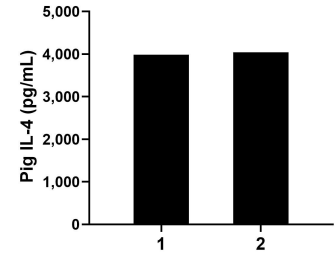
Selected Validation Data



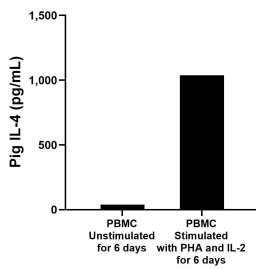
Sandwich ELISA standard curve of MP02860-1, Pig IL-4 Recombinant Matched Antibody Pair - PBS only. 87065-2-PBS was coated to a plate as the capture antibody and incubated with serial dilutions of standard Eg4866. 87065-1-PBS was HRP conjugated as the detection antibody. Range: 39.1-2500 pg/mL



Serum of two pigs was measured. The IL-4 concentration of detected samples was determined to be 2,477.4 pg/mL with a range of 2,315.1-2,639.8 pg/mL



Plasma of two pigs was measured. The IL-4 concentration of detected samples was determined to be 4,012.4 pg/mL with a range of 3,984.3-4,040.6 pg/mL



Pig peripheral blood mononuclear cells (PBMC) were cultured unstimulated or stimulated with 10 µg/mL PHA and IL-2 for 6 days. The mean IL-4 concentration was determined to be 39.0 pg/mL in unstimulated PBMC supernatant, 1,037.5 pg/mL in PHA and IL-2 stimulated PBMC supernatant.