

For Research Use Only

CCL8 Recombinant Matched Antibody Pair, PBS Only



Catalog Number:MP02959-1

Capture Antibody Information

Catalog Number:
87361-2-PBS

Host:
Rabbit

Isotype:
IgG

Purification Method:
Protein A purification

Clone ID:
251326G7

Reactivity:
human

Immunogen Catalog Number:
Eg5089

Conjugate:
Unconjugated

Full name:
chemokine (C-C motif) ligand 8

Gene ID:
6355

Detection Antibody Information

Catalog Number:
87361-1-PBS

Host:
Rabbit

Isotype:
IgG

Purification Method:
Protein A purification

Clone ID:
251326C2

Reactivity:
human

GenBank:
BC126242

Immunogen Catalog Number:
Eg5089

Conjugate:
Unconjugated

Full name:
chemokine (C-C motif) ligand 8

Gene ID:
6355

Applications

Tested Applications:
Sandwich ELISA

Range:
19.5-1250 pg/mL (Sandwich ELISA)

Recommended Dilutions:
It is recommended that this reagent should be titrated in each testing system to obtain optimal results.

Product Information

MP02959-1 targets CCL8 in immunoassays as a matched antibody pair. Validated in Sandwich ELISA.

Capture antibody: CCL8 Recombinant monoclonal antibody, PBS Only (Capture) 87361-2-PBS (251326G7). 100 µg. Concentration 1 mg/mL.

Detection antibody: CCL8 Recombinant monoclonal antibody, PBS Only (Detector) 87361-1-PBS (251326C2). 100 µg. Concentration 1 mg/mL.

Unconjugated rabbit recombinant monoclonal antibody pair in PBS only storage buffer at a concentration of 1 mg/mL, ready for conjugation. Created using Proteintech's proprietary in-house recombinant technology. Recombinant production enables unrivalled batch-to-batch consistency, easy scale-up, and future security of supply.

Matched antibody pairs are designed for use in a variety of assays and platforms that require matched antibody pairs.

Antibody use should be optimized for each application and assay.

Storage

Storage:
Store at -80°C.
Storage buffer:
PBS only

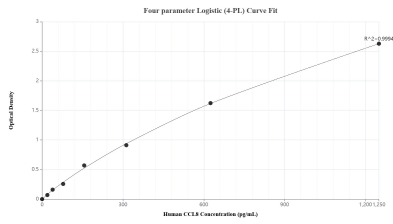
For technical support and original validation data for this product please contact:

T: 1 (888) 4PTGLAB (1-888-478-4522) (toll free in USA), or 1(312) 455-8498 (outside USA)

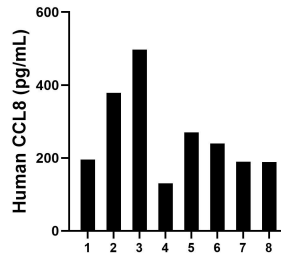
E: proteintech@ptglab.com
W: ptglab.com

This product is exclusively available under Proteintech Group brand and is not available to purchase from any other manufacturer.

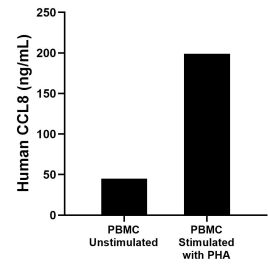
Selected Validation Data



Sandwich ELISA standard curve of MP02959-1, Human CCL8 Recombinant Matched Antibody Pair - PBS only. 87361-2-PBS was coated to a plate as the capture antibody and incubated with serial dilutions of standard Eg5089. 87361-1-PBS was HRP conjugated as the detection antibody. Range: 19.5-1250 pg/mL



Plasma of eight individual healthy human donors was measured. The CCL8 concentration of detected samples was determined to be 261.1 pg/mL with a range of 130.0-496.9 pg/mL.



Human peripheral blood mononuclear cells (PBMC) were cultured unstimulated or stimulated with 10 µg/mL PHA for 1 day. The mean CCL8 concentration was determined to be 45.1 ng/mL in unstimulated PBMC supernatant, 199.1 ng/mL in PHA stimulated PBMC supernatant.