

For Research Use Only

Cystatin C Recombinant Matched Antibody Pair, PBS Only



Catalog Number:MP02984-2

Capture Antibody Information

Catalog Number:
82441-3-PBS

Host:
Rabbit

Isotype:
IgG

Purification Method:
Protein A purification

Clone ID:
252072A8

Reactivity:
human

Immunogen Catalog Number:
HZ-1211

Conjugate:
Unconjugated

Full name:
cystatin C

Gene ID:
1471

Detection Antibody Information

Catalog Number:
82441-4-PBS

Host:
Rabbit

Isotype:
IgG

Purification Method:
Protein A purification

Clone ID:
252072F7

Reactivity:
human

GenBank:
Immunogen Catalog Number:
HZ-1211

Conjugate:
Unconjugated

Full name:
cystatin C

Gene ID:
1471

Applications

Tested Applications:
Sandwich ELISA

Range:
0.781-50 ng/mL (Sandwich ELISA)

Recommended Dilutions:
It is recommended that this reagent should be titrated in each testing system to obtain optimal results.

Product Information

MP02984-2 targets Cystatin C in immunoassays as a matched antibody pair. Validated in Sandwich ELISA.

Capture antibody: Cystatin C Recombinant monoclonal antibody, PBS Only (Capture) 82441-3-PBS (252072A8). 100 µg. Concentration 1 mg/mL.

Detection antibody: Cystatin C Recombinant monoclonal antibody, PBS Only (Detector) 82441-4-PBS (252072F7). 100 µg. Concentration 1 mg/mL.

Unconjugated rabbit recombinant monoclonal antibody pair in PBS only storage buffer at a concentration of 1 mg/mL, ready for conjugation. Created using Proteintech's proprietary in-house recombinant technology. Recombinant production enables unrivalled batch-to-batch consistency, easy scale-up, and future security of supply.

Matched antibody pairs are designed for use in a variety of assays and platforms that require matched antibody pairs.

Antibody use should be optimized for each application and assay.

Storage

Storage:
Store at -80°C.
Storage buffer:
PBS only

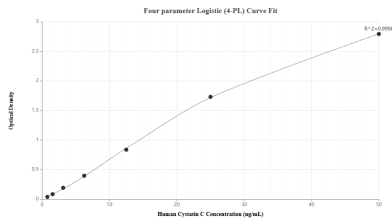
For technical support and original validation data for this product please contact:

T: 1 (888) 4PTGLAB (1-888-478-4522) (toll free in USA), or 1(312) 455-8498 (outside USA)

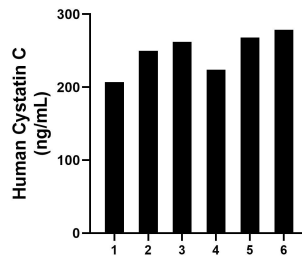
E: proteintech@ptglab.com
W: ptglab.com

This product is exclusively available under Proteintech Group brand and is not available to purchase from any other manufacturer.

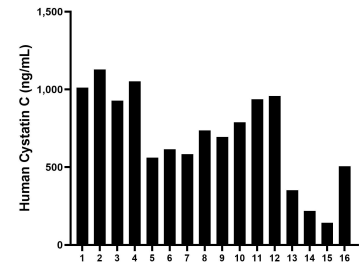
Selected Validation Data



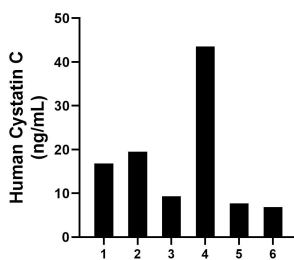
Sandwich ELISA standard curve of MP02984-2, Human Cystatin C Recombinant Matched Antibody Pair - PBS only. 82441-3-PBS was coated to a plate as the capture antibody and incubated with serial dilutions of standard HZ-1211. 82441-4-PBS was HRP conjugated as the detection antibody. Range: 0.781-50 ng/mL



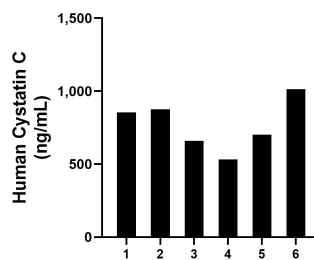
Plasma of six individual healthy human donors was measured. The human Cystatin C concentration of detected samples was determined to be 248.17 ng/mL with a range of 206.96 - 278.44 ng/mL



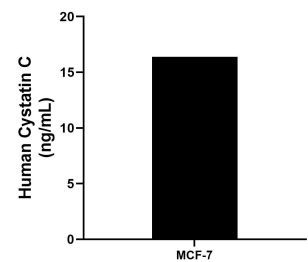
Saliva of sixteen individual healthy human donors was measured. The human Cystatin C concentration of detected samples was determined to be 701.01 ng/mL with a range of 142.93 - 1,128.79 ng/mL



Urine of six individual healthy human donors was measured. The human Cystatin C concentration of detected samples was determined to be 17.29 ng/mL with a range of 6.84 - 43.57 ng/mL



Human milk of six individual healthy human donors was measured. The human Cystatin C concentration of detected samples was determined to be 772.84 ng/mL with a range of 532.83 - 1,013.37 ng/mL



MCF-7 human breast cancer cells (5×10^6 cells/mL) were cultured in DMEM and 10% fetal bovine serum, 4 mM L-glutamine, 4500 mg/L glucose, 100 U/mL penicillin, and 100 μ g/mL streptomycin sulfate. An aliquot of the cell culture supernate was removed, assayed for human Cystatin C, and measured 16.39 ng/mL