

For Research Use Only



TAC1/Substance P Recombinant Matched Antibody Pair, PBS Only

Catalog Number:MP03117-1

Capture Antibody Information

Catalog Number:
87670-2-PBS

Host:
Rabbit

Isotype:
IgG

Purification Method:
Protein A purification

Clone ID:
252326D5

Reactivity:
human

Immunogen Catalog Number:
Ag4790

Conjugate:
Unconjugated

Full name:
tachykinin, precursor 1

Gene ID:
6863

Detection Antibody Information

Catalog Number:
87670-1-PBS

Host:
Rabbit

Isotype:
IgG

Purification Method:
Protein A purification

Clone ID:
252326C11

Reactivity:
human

GenBank:
BC018047

Immunogen Catalog Number:
Ag4790

Conjugate:
Unconjugated

Full name:
tachykinin, precursor 1

Gene ID:
6863

Applications

Tested Applications:
Sandwich ELISA

Range:
78.1-5000 pg/mL (Sandwich ELISA)

Recommended Dilutions:
It is recommended that this reagent should be titrated in each testing system to obtain optimal results.

Product Information

MP03117-1 targets TAC1/Substance P in immunoassays as a matched antibody pair. Validated in Sandwich ELISA.

Capture antibody: TAC1 Recombinant monoclonal antibody, PBS Only (Capture) 87670-2-PBS (252326D5). 100 µg. Concentration 1 mg/mL.

Detection antibody: TAC1 Recombinant monoclonal antibody, PBS Only (Detector) 87670-1-PBS (252326C11). 100 µg. Concentration 1 mg/mL.

Unconjugated rabbit recombinant monoclonal antibody pair in PBS only storage buffer at a concentration of 1 mg/mL, ready for conjugation. Created using Proteintech's proprietary in-house recombinant technology. Recombinant production enables unrivalled batch-to-batch consistency, easy scale-up, and future security of supply.

Matched antibody pairs are designed for use in a variety of assays and platforms that require matched antibody pairs.

Antibody use should be optimized for each application and assay.

Storage

Storage:
Store at -80°C.
Storage buffer:
PBS only

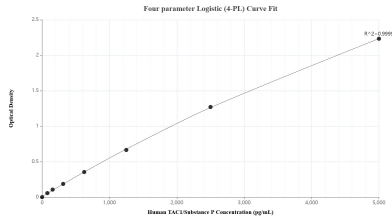
For technical support and original validation data for this product please contact:

T: 1 (888) 4PTGLAB (1-888-478-4522) (toll free in USA), or 1(312) 455-8498 (outside USA)

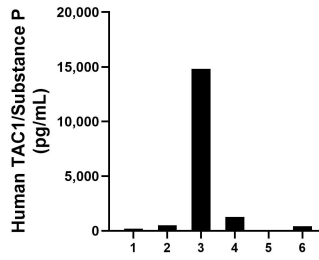
E: proteintech@ptglab.com
W: ptglab.com

This product is exclusively available under Proteintech Group brand and is not available to purchase from any other manufacturer.

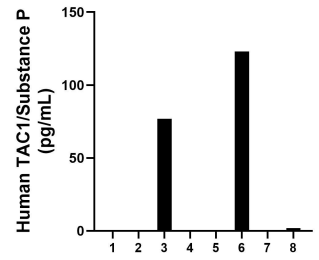
Selected Validation Data



Sandwich ELISA standard curve of MP03117-1, Human TAC1/Substance P Recombinant Matched Antibody Pair - PBS only. 87670-2-PBS was coated to a plate as the capture antibody and incubated with serial dilutions of standard Ag4790. 87670-1-PBS was HRP conjugated as the detection antibody. Range: 78.1-5000 pg/mL



Plasma of six individual healthy human donors was measured. The TAC1/Substance P concentration of detected samples was determined to be 2,875.1 pg/mL with a range of 22.1-14,831.3 pg/mL



Urine of eight individual healthy human donors was measured. The TAC1/Substance P concentration of detected samples was determined to be 50.5 pg/mL with a range of ND-122.9 pg/mL