For Research Use Only

Calretinin Recombinant Matched Antibody Pair, PBS Only

Catalog Number:MP03813-2

proteintech®
Antibodies | ELISA kits | Proteins
www.ptglab.com

Capture Antibody Information

Catalog Number:
82811-14-PBS

Clone ID:
262078F8

Conjugate:
Unconjugated

Host:
Rabbit

Reactivity:
human

Full name:
calbindin 2

Isotype:
IgG

Immunogen Catalog Number:
Ag2924

Gene ID:
794

Purification Method:
Protein A purification

Detection Antibody Information

Catalog Number:
82811-12-PBS

Clone ID:
262078E11

Conjugate:
Unconjugated

Host:
Rabbit

Reactivity:
human

Full name:
calbindin 2

Isotype:
IgG

GenBank:
BC015484

Gene ID:
794

Purification Method:
Protein A purification

Immunogen Catalog Number:
Ag2924

Applications

Tested Applications:
Sandwich ELISA

Range:
0.313-20 ng/mL (Sandwich ELISA)

Recommended Dilutions:
It is recommended that this reagent should be titrated in each testing system to obtain optimal results.

Product Information

MP03813-2 targets Calretinin in immunoassays as a matched antibody pair. Validated in Sandwich ELISA.

Capture antibody: Calretinin Recombinant monoclonal antibody, PBS Only (Capture) 82811-14-PBS (262078F8). 100 µg. Concentration 1 mg/ml.

Detection antibody: Calretinin Recombinant monoclonal antibody, PBS Only (Detector) 82811-12-PBS (262078E11). 100 µg. Concentration 1 mg/ml.

Unconjugated rabbit recombinant monoclonal antibody pair in PBS only storage buffer at a concentration of 1 mg/mL, ready for conjugation. Created using Proteintech's proprietary in-house recombinant technology. Recombinant production enables unrivalled batch-to-batch consistency, easy scale-up, and future security of supply.

Matched antibody pairs are designed for use in a variety of assays and platforms that require matched antibody pairs.

Antibody use should be optimized for each application and assay.

Storage

Storage:
Store at -80°C.
Storage buffer:
PBS only

For technical support and original validation data for this product please contact:
T: 1 (888) 4PTGLAB (1-888-478-4522) (toll free in USA), or 1(312) 455-8498 (outside USA)
E: proteintech@ptglab.com
W: ptglab.com

This product is exclusively available under Proteintech Group brand and is not available to purchase from any other manufacturer.

Selected Validation Data

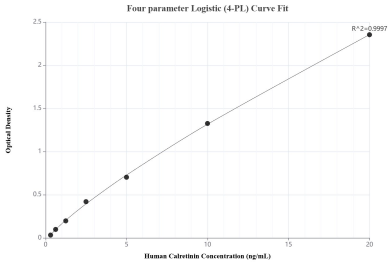

Sandwich ELISA standard curve of MP03813-2, Human Calretinin Recombinant Matched Antibody Pair - PBS only. 82811-14-PBS was coated to a plate as the capture antibody and incubated with serial dilutions of standard Ag2924. 82811-12-PBS was HRP conjugated as the detection antibody. Range: 0.313-20 ng/mL.

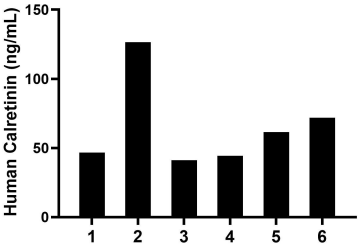

Human milk of six individual healthy human donors was measured. The Calretinin concentration of detected samples was determined to be 65.33 ng/mL with a range of 41.27-126.45 ng/mL.

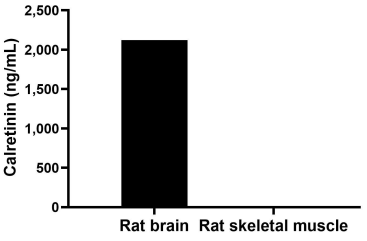

The mean Calretinin concentration was determined to be 2,123.00 ng/mL in rat brain extract based on a 3.90 mg/mL extract load and 4.20 ng/mL in rat skeletal muscle extract based on a 4.70 mg/mL extract load.