

# ART4 Monoclonal Matched Antibody Pair, PBS Only

Catalog Number: **MP50324-1**

## Capture Antibody Information

**Catalog Number:**  
66949-2-PBS  
**Host:**  
Mouse  
**Isotype:**  
IgG1  
**Purification Method:**  
Protein G purification

**Clone ID:**  
1E10F1  
**Reactivity:**  
human  
**Immunogen Catalog Number:**  
Ag28173

**Conjugate:**  
Unconjugated  
**Full name:**  
ADP-ribosyltransferase 4 (Dombrock blood group)  
**Gene ID:**  
420

## Detection Antibody Information

**Catalog Number:**  
66949-3-PBS  
**Host:**  
Mouse  
**Isotype:**  
IgG3  
**Purification Method:**  
Protein A purification

**Clone ID:**  
1A4E3  
**Reactivity:**  
human  
**GenBank:**  
BC074727  
**Immunogen Catalog Number:**  
Ag28173

**Conjugate:**  
Unconjugated  
**Full name:**  
ADP-ribosyltransferase 4 (Dombrock blood group)  
**Gene ID:**  
420

## Applications

**Tested Applications:**  
Cytometric bead array, Sandwich ELISA

**Range:**  
0.781-25 ng/mL (Cytometric Bead Array)  
0.391-25 ng/mL (Sandwich ELISA)

**Recommended Dilutions:**  
It is recommended that this reagent should be titrated in each testing system to obtain optimal results.

## Product Information

MP50324-1 targets ART4 in immunoassays as a matched antibody pair. Validated in Cytometric bead array, Sandwich ELISA.

Capture antibody: ART4 Monoclonal antibody, PBS Only (Capture) 66949-2-PBS (1E10F1). 100 µg. Concentration 1 mg/mL.

Detection antibody: ART4 Monoclonal antibody, PBS Only (Detector) 66949-3-PBS (1A4E3). 100 µg. Concentration 1 mg/mL.

Unconjugated mouse monoclonal antibody pair in PBS only storage buffer at a concentration of 1 mg/mL, ready for conjugation.

Matched antibody pairs are designed for use in a variety of assays and platforms that require matched antibody pairs.

Antibody use should be optimized for each application and assay.

## Storage

**Storage:**  
Store at -80°C.  
**Storage buffer:**  
PBS only

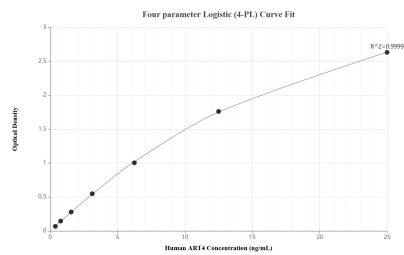
For technical support and original validation data for this product please contact:

T: 1 (888) 4PTGLAB (1-888-478-4522) (toll free in USA), or 1(312) 455-8498 (outside USA)

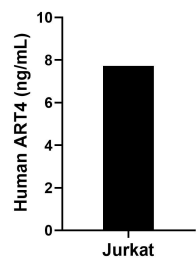
E: [proteintech@ptglab.com](mailto:proteintech@ptglab.com)  
W: [ptglab.com](http://ptglab.com)

**This product is exclusively available under Proteintech Group brand and is not available to purchase from any other manufacturer.**

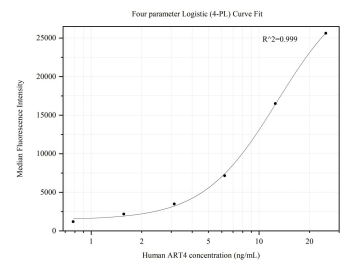
# Selected Validation Data



Sandwich ELISA standard curve of MP50324-1, Human ART4 Monoclonal Matched Antibody Pair - PBS only. 66949-2-PBS was coated to a plate as the capture antibody and incubated with serial dilutions of standard Ag28173. 66949-3-PBS was HRP conjugated as the detection antibody. Range: 0.391-25 ng/mL



The mean ART4 concentration was determined to be 7.72 ng/mL in Jurkat cell extract based on a 1.90 mg/mL extract load.



Cytometric bead array standard curve of MP50324-1, ART4 Monoclonal Matched Antibody Pair, PBS Only. Capture antibody: 66949-2-PBS. Detection antibody: 66949-3-PBS. Standard: Ag28173. Range: 0.781-25 ng/mL