

For Research Use Only

FcZero-rAb® PE Anti-Human CD25/IL-2RA Rabbit Recombinant Antibody

Catalog Number: PE-FcA98469-4



Basic Information

Catalog Number:

PE-FcA98469-4

Size:

100tests , 5 ul/test

Source:

Rabbit

Isotype:

IgG

GenBank Accession Number:

GeneID (NCBI):

3559

Full Name:

interleukin 2 receptor, alpha

Purification Method:

Protein A purification

CloneNo.:

253320A1

Recommended Dilutions:

FC: 5 ul per 10⁶ cells in a 100 µl suspension

Excitation/Emission maxima wavelengths:

496 nm, 565 nm / 578 nm

Applications

Tested Applications:

FC

Species Specificity:

human, monkey, non-human primates

Positive Controls:

FC : PHA treated human PBMCs, Cynomolgus PBMCs

Background Information

Proliferation of T lymphocytes is triggered by the interaction of IL-2 with its specific receptor following T lymphocyte activation. The receptor for IL-2 has three forms, generated by different combinations of three different proteins, the alpha chain (IL-2R alpha), the beta chain (IL-2R beta), and the gamma chain (IL-2R gamma) (PMID: 8476561). IL-2R alpha (also known as CD25) is a type I transmembrane protein present on activated T cells, activated B cells, some thymocytes, myeloid precursors, and oligodendrocytes. CD25 is also found on natural CD4⁺Foxp3⁺ Treg cells and a subset of human CD4⁺ memory T cells (PMID: 22585674).

Storage

Storage:

Store at 2-8°C. Avoid exposure to light. Stable for one year after shipment.

Storage Buffer:

PBS with 0.09% sodium azide and 0.5% BSA, pH7.3

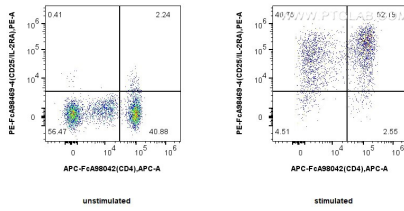
For technical support and original validation data for this product please contact:

T: 1 (888) 4PTGLAB (1-888-478-4522) (toll free in USA), or 1(312) 455-8498 (outside USA)

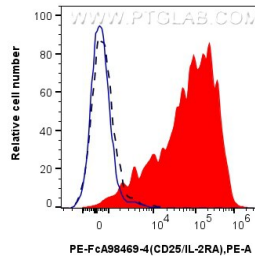
E: proteintech@ptglab.com
W: ptglab.com

This product is exclusively available under Proteintech Group brand and is not available to purchase from any other manufacturer.

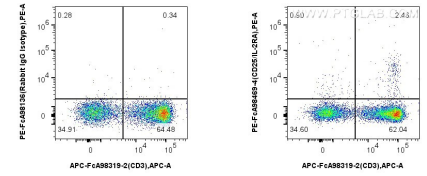
Selected Validation Data



1x10⁶ PHA-treated or untreated human PBMCs were surface stained with FcZero-rAb® APC Anti-Human CD3 and 5 ul PE Anti-Human CD25/IL-2RA Rabbit RecAb (PE-FcA98469-4, Clone: 253320A1). Cells were not fixed.



1x10⁶ PHA-treated human PBMCs were surface stained with 5 ul PE Anti-Human CD25/IL-2RA Rabbit RecAb (PE-FcA98469-4, Clone: 253320A1) (red) or FcZero-rAb® PE Rabbit IgG Isotype Control Recombinant Antibody (PE-FcA98136, Clone: 240953C9) (blue). 1x10⁶ untreated human PBMCs were surface stained with 5 ul PE Anti-Human CD25/IL-2RA Rabbit RecAb (PE-FcA98469-4, Clone: 253320A1) (black, dashed). Cells were not fixed.



1x10⁶ cynomolgus PBMCs were surface stained with FcZero-rAb® APC Anti-Human CD3, and 5 ul PE Anti-Human CD25/IL-2RA Rabbit RecAb (PE-FcA98469-4, Clone: 253320A1) or FcZero-rAb® PE Rabbit IgG Isotype Control Recombinant Antibody (PE-FcA98136, Clone: 240953C9). Cells were not fixed.