

For Research Use Only

# Human TBNK Basics Panel

Catalog Number: PK30012

## Product Information

The immune system is comprised of multiple cell types that each play an important role in the immune response to foreign antigens. This panel is designed for the separation of lymphocytes into T Lymphocytes (CD3 positive), B Lymphocytes (CD19 positive), and NK Cells (CD3-/CD19-). T Lymphocytes can further be separated into Helper T Cells and Cytotoxic T Cells. The PE channel is left open.

## Panel Components

| Fluorochrome (ex/em)                 | Catalog No                  | Target | Clone | Isotype       | Description             |
|--------------------------------------|-----------------------------|--------|-------|---------------|-------------------------|
| Cardinal Red<br>(592 nm/611 nm)      | <a href="#">CR-65151</a>    | CD3    | UCHT1 | Mouse IgG1k   | T cell marker           |
| Atlantic Blue<br>(404 nm/458 nm)     | <a href="#">AB-65197</a>    | CD19   | 4G7   | Mouse IgG1k   | B cell marker           |
| CoraLite Plus 488<br>(493 nm/522 nm) | <a href="#">CL488-65134</a> | CD4    | OKT4  | Mouse IgG2bk  | Helper T cell marker    |
| CoraLite Plus 647<br>(654 nm/674 nm) | <a href="#">CL647-65135</a> | CD8a   | OKT8  | Mouses IgG2ak | Cytotoxic T cell marker |
| CoraLite Plus 750<br>(755 nm/780 nm) | <a href="#">CL750-65264</a> | CD56   | B-A19 | Mouse IgG1    | NK cell marker          |

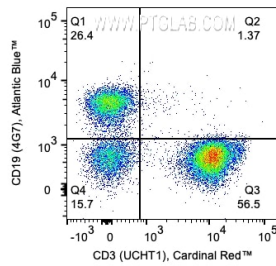
## Package

5x100 tests

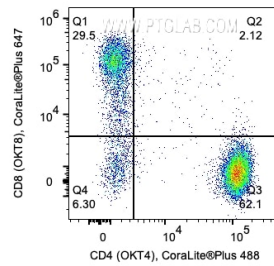
## Storage

Storage Buffer: PBS with 0.09% sodium azide and 0.5% BSA.  
Storage Conditions: Store at 2-8°C. Avoid exposure to light. Stable for one year after shipment.

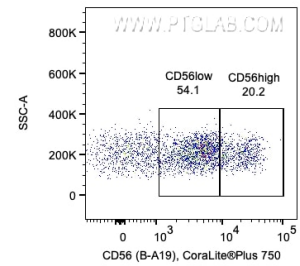
## Validation Data



1x10<sup>6</sup> Human PBMCs were stained with PK30012 Human TBNK Basics Panel. CD3 and CD19 expression on lymphocytes is shown. Cells were not fixed.



1x10<sup>6</sup> Human PBMCs were stained with PK30012 Human TBNK Basics Panel. CD4 and CD8 expression on CD3+/CD19- lymphocytes is shown. Cells were not fixed.



1x10<sup>6</sup> Human PBMCs were stained with PK30012 Human TBNK Basics Panel. CD56 expression on CD3-/CD19- lymphocytes is shown. Cells were not fixed.

For technical support and original validation data for this product please contact

T: 1 (888) 4PTGLAB(1-888-478-4522)(toll free in USA), or  
1(312) 455-8498(outside USA)

E: [proteintech@ptglab.com](mailto:proteintech@ptglab.com)  
W: [ptglab.com](http://ptglab.com)

This product is exclusively available under Proteintech Group brand and is not available to purchase from any other manufacturer.