

For Research Use Only

FcZero-rAb® PE-Cyanine5.5 Anti-Mouse Ly-6G Rabbit Recombinant Antibody

Catalog Number: PY5P5-FcA98284



Basic Information

Catalog Number:

PY5P5-FcA98284

Size:

100ug, 200 ug/ml

Source:

Rabbit

Isotype:

IgG

Immunogen Catalog Number:

EG2609

GenBank Accession Number:

NM_001310438.1

GeneID (NCBI):

546644

UNIPROT ID:

P35461

Full Name:

Lymphocyte antigen 6 complex, locus G

Calculated MW:

14 kDa

Purification Method:

Protein A purification

CloneNo.:

242141B11

Recommended Dilutions:

FC: 0.1 ug per 10⁶ cells in a 100 µl suspension

Excitation/Emission maxima wavelengths:

496 nm, 565 nm / 692 nm

Applications

Tested Applications:

FC

Species Specificity:

mouse

Positive Controls:

FC : mouse bone marrow cells,

Background Information

Ly-6G (Lymphocyte antigen 6 complex, locus G), also known as Gr-1, is a 21-25 kDa, glycosylphosphatidylinositol-anchored protein expressed on myeloid lineage cells in mouse bone marrow (PMID: 8360469). The expression of Ly-6G increases on neutrophils as they differentiate from immature cells in the bone marrow to mature cells in the blood and spleen (PMID: 8890901). This antibody specifically recognizes Ly-6G, but not Ly-6C.

Storage

Storage:

Store at 2-8°C. Avoid exposure to light. Stable for one year after shipment.

Storage Buffer:

PBS with 0.09% sodium azide, pH7.3

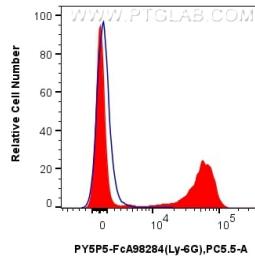
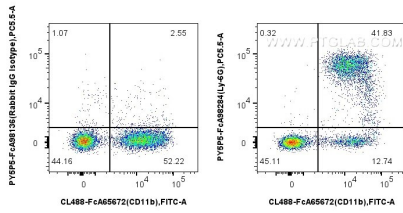
For technical support and original validation data for this product please contact:

T: 1 (888) 4PTGLAB (1-888-478-4522) (toll free in USA), or 1(312) 455-8498 (outside USA)


E: proteintech@ptglab.com
W: ptglab.com

This product is exclusively available under Proteintech Group brand and is not available to purchase from any other manufacturer.

Selected Validation Data



1x10⁶ mouse bone marrow cells were surface stained with FcZero-rAb™ CoraLite® Plus 488 Anti-Mouse CD11b (M1/70), and 0.1 ug PE-Cyanine5.5 Anti-Mouse Ly-6G Rabbit RecAb (PY5P5-FcA98284, Clone: 242141B11) or FcZero-rAb™ PE-Cyanine5.5 Rabbit IgG Isotype Control Recombinant Antibody (PY5P5-FcA98136, Clone: 240953C9). Cells were incubated with MonoZero™ Monocytes blocking Reagent (PF00020) prior to staining. Cells were not fixed.



1x10⁶ mouse bone marrow cells were surface stained with 0.1 ug PE-Cyanine5.5 Anti-Mouse Ly-6G Rabbit RecAb (PY5P5-FcA98284, Clone: 242141B11)(red) or FcZero-rAb™ PE-Cyanine5.5 Rabbit IgG Isotype Control Recombinant Antibody (PY5P5-FcA98136, Clone: 240953C9) (blue). Cells were incubated with MonoZero™ Monocytes blocking Reagent (PF00020) prior to staining. Cells were not fixed.