

For Research Use Only

SCNN1A Polyclonal antibody

Catalog Number: 10924-2-AP

Featured Product

15 Publications



Basic Information

Catalog Number: 10924-2-AP	GenBank Accession Number: BC006526	Purification Method: Antigen affinity purification
Size: 150ul, Concentration: 187 µg/ml by Bradford method using BSA as the standard;	GeneID (NCBI): 6337	Recommended Dilutions: WB 1:500-1:1000 IHC 1:20-1:200 IF 1:50-1:500
Source: Rabbit	Full Name: sodium channel, nonvoltage-gated 1 alpha	
Isotype: IgG	Calculated MW: 76 kDa	
Immunogen Catalog Number: AG1325	Observed MW: 60-70 kDa	

Applications

Tested Applications:

IF, IHC, WB, ELISA

Cited Applications:

IHC, WB

Species Specificity:

human, mouse, rat

Cited Species:

human, rat, mouse

Note-IHC: suggested antigen retrieval with TE buffer pH 9.0; (*) Alternatively, antigen retrieval may be performed with citrate buffer pH 6.0

Positive Controls:

WB : PC-13 cells, HEK-293

IHC : human kidney tissue,

IF : A549 cells,

Background Information

SCNN1A (sodium channel, non-voltage-gated 1 alpha), also known as ENaC (epithelial Na⁺) channel subunit alpha) or amiloride-sensitive sodium channel subunit alpha, is the alpha subunit of the epithelial Na⁺ channel (ENaC). ENaC is expressed in the apical membrane of salt-absorbing epithelia of kidney, distal colon, and lung. ENaC is a non-voltage gated, constitutively active channel highly selective for sodium. It has an essential role in salt and fluid homeostasis across epithelial tissues. ENaC consists of three different subunits: alpha, beta, gamma. Mutations in the gene of SCNN1A have been associated with pseudohypoaldosteronism type 1 (PHA1), a rare salt wasting disease resulting from target organ unresponsiveness to mineralocorticoids. Alternatively spliced transcript variants encoding different isoforms have been described for this gene. It has been reported that full-length SCNN1A protein can be cleaved into 65- and 30-kDa fragments (PMID: 16477034; 18701608).

Notable Publications

Author	Pubmed ID	Journal	Application
Ivana d'Angelo	29035132	J Aerosol Med Pulm Drug Deliv	WB
Jianping Zhang	31719660	Sci Rep	IHC
David W Scott	28481660	Am J Respir Crit Care Med	WB

Storage

Storage:

Store at -20°C. Stable for one year after shipment.

Storage Buffer:

PBS with 0.02% sodium azide and 50% glycerol pH 7.3.

Aliquoting is unnecessary for -20°C storage

*** 20ul sizes contain 0.1% BSA

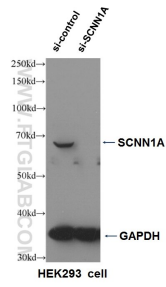
For technical support and original validation data for this product please contact:

T: 1 (888) 4PTGLAB (1-888-478-4522) (toll free in USA), or 1(312) 455-8498 (outside USA)

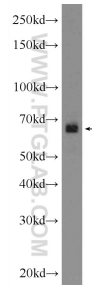
E: proteintech@ptglab.com
W: ptglab.com

This product is exclusively available under Proteintech Group brand and is not available to purchase from any other manufacturer.

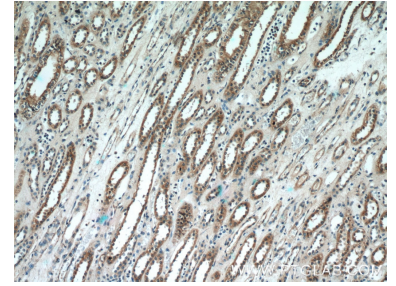
Selected Validation Data



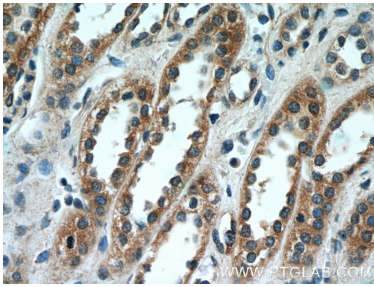
WB result of SCNN1A (10924-2-AP, 1:1000) with si-control and si-SCNN1A transfected HEK293 cells.



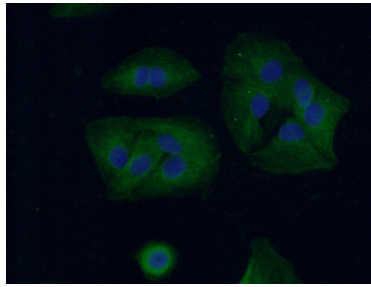
PC-13 cells were subjected to SDS PAGE followed by western blot with 10924-2-AP (SCNN1A Antibody) at dilution of 1:600 incubated at room temperature for 1.5 hours.



Immunohistochemical analysis of paraffin-embedded human kidney tissue slide using 10924-2-AP (SCNN1A Antibody) at dilution of 1:50 (under 10x lens).



Immunohistochemical analysis of paraffin-embedded human kidney tissue slide using 10924-2-AP (SCNN1A Antibody) at dilution of 1:50 (under 40x lens).



Immunofluorescent analysis of (-20°C Ethanol) fixed A549 cells using 10924-2-AP (SCNN1A antibody) at dilution of 1:50 and Alexa Fluor 488-conjugated AffiniPure Goat Anti-Rabbit IgG(H+L).